


LAMP Utilities & Enabling Project (LULEP)

Data Received Through: July 31, 2018 - Data Source: City's Summary of Hiring Monthly Report


Prime Contractor: Meyers-Griffith

Subcontractor Name	Total Community Sponsorships	 HIRE LAX Graduates	Total Impact Workers	Total Local Workers	Total Workers	Local Hire % (Headcount)	
A1 Management and Inspection	0	0	1	2	2	100.0%	=
American Air Balance Co, Inc.	0	0	0	2	2	100.0%	NEW
Brundage Bone dba JLS Concrete Pumping	0	0	0	2	2	100.0%	=
ABC Liovin Drilling	0	0	0	3	4	75.0%	=
Anytime Dumping Inc	0	0	15	29	48	60.4%	NEW
24 Hour Street Sweeping	0	0	1	6	10	60.0%	↑
Commercial Paving	0	0	0	6	10	60.0%	=
Defrancesca Group Inc DBA D T S Company	0	0	0	6	12	50.0%	=
J T Coatings	0	0	0	1	2	50.0%	=
Direct AV	0	0	2	5	11	45.5%	=
B.C. Traffic Specialist	0	0	0	3	7	42.9%	=
Myers and Sons-Griffith JV	1	0	9	30	70	42.9%	↓
Corradini Corp	0	0	2	5	12	41.7%	=
Wagner Engineering & Survey, Inc	0	0	0	5	12	41.7%	=
Alert Insulation	0	0	0	4	10	40.0%	=
Taft Electric Company	0	0	6	12	30	40.0%	↓
Miranda Logistics Enterprise, Inc.	0	0	4	25	64	39.1%	=
ISEC, Incorporated	0	0	2	8	21	38.1%	NEW
J.V. Land Clearing Company, Inc.	0	0	1	3	8	37.5%	↓
Comet Electric	0	0	0	10	27	37.0%	↓
Redhawk	0	0	3	6	17	35.3%	=
Building Electronic Controls, Inc or BEC	0	0	0	2	6	33.3%	=
Cupertino Electric	0	0	1	5	15	33.3%	=
Fryman Management Inc	0	0	2	6	18	33.3%	=
Giroux Glass, Inc.	0	0	0	2	6	33.3%	NEW
Royal Electric Company	0	0	0	1	3	33.3%	=
Techniquex Inc.	0	0	0	2	6	33.3%	=

LAMP Utilities & Enabling Project (LULEP)

Data Received Through: July 31, 2018 - Data Source: City's Summary of Hiring Monthly Report


Prime Contractor: Meyers-Griffith

Subcontractor Name	Total Community Sponsorships	 HIRE LAX Graduates	Total Impact Workers	Total Local Workers	Total Workers	Local Hire % (Headcount)	
Ted W Page Enterprises Inc dba Concrete Coring	0	0	1	7	21	33.3%	=
Crown Fence	0	0	1	7	22	31.8%	=
Griffith Company	2	1	10	51	161	31.7%	=
Matrix Environmental	0	0	0	5	16	31.3%	=
Twining, Inc	0	0	1	4	13	30.8%	↓
Myers & Sons Construction LP	0	0	1	11	36	30.6%	↑
A N C C A Corporation DBA NU Enterprises	0	0	1	8	28	28.6%	=
Anderson Charnesky Structural Steel, Inc. (ACSS)	0	0	0	2	7	28.6%	=
Wilson & Hampton	0	0	1	2	7	28.6%	=
Psomas	0	0	0	3	11	27.3%	=
Versatile Coatings Inc.	0	0	0	3	11	27.3%	↓
Meadows Mechanical	0	0	2	10	39	25.6%	↓
AMPCO Landscape Inc DBA Earthscapes	0	0	0	2	8	25.0%	↓
Danny Jones Scaffold Co Inc.	0	0	1	1	4	25.0%	NEW
Nor-Cal Pipeline Services	0	0	0	3	12	25.0%	=
Pacific Waterproofing & Restoration, Inc.	0	0	0	1	4	25.0%	NEW
RMA Group	0	0	3	4	16	25.0%	↓
So-Cal Insulation	0	0	1	1	4	25.0%	=
Cosco Fire Protection	0	0	0	3	13	23.1%	↓
Southcoast Acoustical Interiors (SAI)	0	0	0	4	19	21.1%	↓
Centruy Sweeping	0	0	0	1	5	20.0%	=
Penhall Company	0	0	0	1	5	20.0%	=
Utilocate	0	0	1	1	5	20.0%	=
Sully Miller	0	0	0	6	32	18.8%	=
Sterndahl Enterprises	0	0	2	5	29	17.2%	=
Blois Construction	0	0	1	4	24	16.7%	↑
Granstrom Masonry	0	0	0	1	6	16.7%	=
Pavement Coatings Co.	0	0	0	1	6	16.7%	=

LAMP Utilities & Enabling Project (LULEP)

Data Received Through: July 31, 2018 - Data Source: City's Summary of Hiring Monthly Report

Prime Contractor: Meyers-Griffith

Subcontractor Name	Total Community Sponsorships	 HIRE LAX Graduates	Total Impact Workers	Total Local Workers	Total Workers	Local Hire % (Headcount)	
R.J. Lalonde, Inc.	0	0	1	1	6	16.7%	=
DRS Rebar, Inc.	0	0	0	1	7	14.3%	=
GGG Demolition	0	0	0	1	7	14.3%	=
H.D. Construction Equipment, Inc.	0	0	1	1	7	14.3%	NEW
All American Asphalt	0	0	0	6	48	12.5%	↓
Badger Daylighting	0	0	1	3	27	11.1%	=
2 R Drilling, Inc.	0	0	0	0	4	0.0%	=
C Below	0	0	0	0	10	0.0%	=
Calmex Engineering, Inc.	0	0	0	0	1	0.0%	=
ConnorP81 Inc	0	0	0	0	7	0.0%	=
Crane Rental Service, Inc.	0	0	0	0	9	0.0%	=
D J S General Contracting Inc.	0	0	0	0	5	0.0%	=
Deepscan Inc.	0	0	0	0	4	0.0%	=
Fine Grade Equipment	0	0	0	0	1	0.0%	=
Gregg Drilling & Testing, Inc.	0	0	0	0	5	0.0%	=
Hydraulic Cranes LLC	0	0	0	0	1	0.0%	=
JIM Painter Controls Inc DBA JPC, Inc.	0	0	0	0	1	0.0%	=
Mike Hixson Backhoe Service, Inc	0	0	0	0	5	0.0%	=
P C I	0	0	0	0	7	0.0%	=
Pavement Recycling Systems, Inc.	0	0	0	0	6	0.0%	NEW
Skaggs Concrete Cutting Inc	0	0	0	0	1	0.0%	=
Telfer	0	0	0	0	6	0.0%	=
	3	1	79	356	1174	30.3%	↑

LAX PLA Article III, Section 6 Contractor Hiring Obligations - . . . to maximize the employment of qualified local persons residing within the area of the Project, with the goal that at least 30% of each contractor's employees hired under this Agreement shall be either residents of the cities immediately adjacent to LAX or of the City of Los Angeles ("local residents"). Contractors shall develop a hiring plan and maintain records of their compliance efforts.