


## Delta Sky Way Program

Data Received Through: September 30, 2018 - Data Source: Contractor's LCP Tracker Report


Prime Contractor: S&P/STV JV

Subcontractor Name	Total Community Sponsorships	 HIRE LAX Graduates	Total Impact Workers	Total Local Workers	Total Workers	Local Hire % (Headcount)	
24 Hour Sweeping	0	0	0	3	3	100.0%	=
Nold's Equipment, Inc.	0	0	1	1	1	100.0%	=
Cersatile Coatings, Inc.	0	0	0	1	1	100.0%	NEW
West Coast Firestopping	0	0	1	1	1	100.0%	NEW
Birdi & Associates, Inc.	0	0	1	3	4	75.0%	=
Crown Fence	0	0	0	3	4	75.0%	=
CSI Electrical Contractors, Inc.	0	0	0	2	3	66.7%	↑
El Prado Cleaning Service	0	0	4	35	54	64.8%	↓
C. A. Buchen	0	0	1	2	4	50.0%	=
Dabco Enterprises, Inc.	0	0	0	2	4	50.0%	=
Uti-Locate	0	0	0	1	2	50.0%	↑
Izurieta Fence Company, Inc.	0	0	0	5	11	45.5%	=
California Earth Transport	0	0	4	14	31	45.2%	↓
Rosendin Electric	0	0	1	4	9	44.4%	↑
KDC Inc DBA Dynaelectric	0	0	1	6	14	42.9%	=
Murray Company	0	0	1	6	14	42.9%	↑
Morrow-Meadows Corporation	0	0	23	82	209	39.2%	↓
Austin Enterprise	0	0	0	4	11	36.4%	=
GGG Demolition, Inc.	0	0	2	17	47	36.2%	↓
Infinity Drywall Contracting Inc.	0	0	3	20	58	34.5%	↑
3531 Trucking Inc.	0	0	0	3	9	33.3%	=
Comet Electric	0	0	0	3	9	33.3%	=
Giroux Glass Inc.	0	0	0	1	3	33.3%	=
Zolnay Insulation, Inc.	0	0	0	2	6	33.3%	=
Martin Bros. Marcowall, LLC	0	0	2	6	19	31.6%	=
Critchfield Mechanical Inc. of So. Cal.	0	0	2	5	16	31.3%	=
Pro Steel Erectors, Inc.	0	0	0	5	16	31.3%	↑

## Delta Sky Way Program

Data Received Through: September 30, 2018 - Data Source: Contractor's LCP Tracker Report


Prime Contractor: S&P/STV JV

Subcontractor Name	Total Community Sponsorships	 HIRE LAX Graduates	Total Impact Workers	Total Local Workers	Total Workers	Local Hire % (Headcount)	
Penhall Company	0	0	1	9	29	31.0%	NEW
Limbach Company LP	0	0	2	8	26	30.8%	=
R.J.&J. CONSTRUCTION, INC.	0	0	3	8	26	30.8%	↑
Building Electronic Controls, Inc.	0	0	0	3	10	30.0%	=
GecTwo, Inc.	0	0	1	3	10	30.0%	NEW
Lawrence W Rosine Co	0	0	0	2	7	28.6%	↓
The Culver Group, Inc.	0	0	2	2	7	28.6%	↑
Universal Metro, Inc.	0	0	0	2	7	28.6%	=
GRIFFITH COMPANY	0	0	7	26	94	27.7%	↑
ISEC, Inc.	0	0	3	11	40	27.5%	↓
Granite Construction	0	0	1	3	11	27.3%	=
Cosco Fire Protection, Inc. - Sprinklers	0	0	0	4	15	26.7%	↓
Matrix Environmental, INC.	0	0	1	12	45	26.7%	=
Western Industrial Contractors, Inc.	0	0	3	12	45	26.7%	↓
Advanced Fire Protection	0	0	1	1	4	25.0%	NEW
Borbon Inc.	0	0	1	1	4	25.0%	=
CSA Constructors, Inc.	0	0	1	3	12	25.0%	=
Performance Contracting, Inc.	0	0	4	17	71	23.9%	↑
Environmental Construction Group, Inc.	0	0	1	2	9	22.2%	NEW
Norcal Pipeline Services, Inc.	0	0	0	5	24	20.8%	=
Air Balance Co, Inc.	0	0	0	1	5	20.0%	=
Traffic Management, Inc	0	0	0	3	15	20.0%	↓
Xcel Mechanical Systems	0	0	0	2	11	18.2%	NEW
ACCO Engineered Systems	0	0	0	3	18	16.7%	=
United Riggers & Erectors, Inc.	0	0	0	1	6	16.7%	=
Johnson & Turner Painting Co. Inc.	0	0	0	2	13	15.4%	↓
Badger Daylighting Corp	0	0	1	4	27	14.8%	=
Dean Visosky Contractors, Inc.	0	0	0	1	7	14.3%	=

## Delta Sky Way Program

Data Received Through: September 30, 2018 - Data Source: Contractor's LCP Tracker Report


Prime Contractor: S&P/STV JV

Subcontractor Name	Total Community Sponsorships	 HIRE LAX Graduates	Total Impact Workers	Total Local Workers	Total Workers	Local Hire % (Headcount)	
Shape Interior Systems	0	0	0	1	7	14.3%	NEW
Northstar Contracting Group, Inc	0	0	0	2	15	13.3%	=
Underground Construction Company	0	0	0	2	15	13.3%	=
United Heider Inspection Group	0	0	0	2	15	13.3%	↓
G & F Concrete Cutting	0	0	0	1	9	11.1%	NEW
AERO Bridgeworks	0	0	0	0	7	0.0%	=
ARB, Inc.	0	0	0	0	1	0.0%	=
Art Cuevas Concrete	0	0	0	0	12	0.0%	=
CENTER-LINE CONCRETE CUTTING INC	0	0	0	0	1	0.0%	=
City Service Contracting, Inc.	0	0	0	0	5	0.0%	=
Climatec	0	0	0	0	2	0.0%	=
Concrete Coring Company	0	0	0	0	1	0.0%	=
CONNER CONCRETE CUTTING & CORING	0	0	0	0	5	0.0%	=
Digital Decora, Inc.	0	0	0	0	2	0.0%	=
Geo-Advantec, Inc.	0	0	0	0	1	0.0%	=
GONSALVES & SANTUCCI INC. DBA CONCO PUMPING INC	0	0	0	0	3	0.0%	=
Group Delta Consultants, Inc.	0	0	0	0	3	0.0%	=
Hill Crane Service	0	0	0	0	3	0.0%	=
J Colavin & Son, Inc..	0	0	0	0	2	0.0%	=
Mr. Crane, Inc.	0	0	0	0	10	0.0%	=
PCI Striping	0	0	0	0	12	0.0%	=
Premier Interior Development, Inc.	0	0	0	0	1	0.0%	NEW
Psomas	0	0	0	0	2	0.0%	=
R. J. Lalonde, Inc.	0	0	0	0	7	0.0%	=
RMA Group	0	0	0	0	1	0.0%	NEW
Southern California Industries	0	0	0	0	2	0.0%	=
Santru Resources Inc DBA Santru Reinforcing Steel	0	0	0	0	2	0.0%	NEW
The J.V. Land Clearing Co., Inc.	0	0	0	0	6	0.0%	=

## Delta Sky Way Program

Data Received Through: September 30, 2018 - Data Source: Contractor's LCP Tracker Report

Prime Contractor: S&P/STV JV

Subcontractor Name	Total Community Sponsorships	 HIRE LAX Graduates	Total Impact Workers	Total Local Workers	Total Workers	Local Hire % (Headcount)	
The LKR Group, Inc.	0	0	0	0	3	0.0%	NEW
Vance Corporation	0	0	0	0	1	0.0%	NEW
Vertical Access	0	0	0	0	3	0.0%	=
Wolverine Fire Protection Co	0	0	0	0	2	0.0%	=
	0	0	80	396	1322	30.0%	=

**LAX PLA Article III, Section 6 Contractor Hiring Obligations** - . . . to maximize the employment of qualified local persons residing within the area of the Project, with the goal that at least 30% of each contractor's employees hired under this Agreement shall be either residents of the cities immediately adjacent to LAX or of the City of Los Angeles ("local residents"). Contractors shall develop a hiring plan and maintain records of their compliance efforts.