


Midfield Satellite Course North

Data Received Through: February 28, 2019 - Data Source: Contractor's LCP Tracker Report


Prime Contractor: Turner-PCL

Subcontractor Name	Reported Community Sponsorships	 HIRE LAX Graduates	Total Impact Workers	Total Local Workers	Total Workers	Local Hire % (Headcount)
American Air Balance Co., Inc.	0	0	1	1	1	100.0%
Global Diversified Voltage Services	0	0	1	1	1	100.0%
Palp Inc., dba Excel Paving Company	0	0	0	1	1	100.0%
L.Riley Trucking	0	0	2	24	31	77.4%
SR BRAY LLC dba Power Plus	0	0	0	2	3	66.7%
24 Hour Sweeping, Inc.	0	0	1	7	11	63.6%
AGI Marble Company, Inc.	0	0	0	3	5	60.0%
LA Excavating, Inc. dba Alward Equipment	0	0	2	12	20	60.0%
XL Fire Protection	0	0	1	6	10	60.0%
PCL Construction Services - A/TPJV	0	0	11	33	56	58.9%
Control Air Conditioning Corp.	3	1	2	39	70	55.7%
CSI Electrical Contractors, Inc.	0	0	0	5	9	55.6%
KDC Inc., dba Dynalectric	0	0	9	34	62	54.8%
Techno Coatings	0	0	0	6	11	54.5%
GEC2	0	0	9	34	66	51.5%
Bielski Specialty Services, Inc.	0	0	0	2	4	50.0%
Building Electronic Controls, Inc.	0	0	1	8	16	50.0%
Cor-Ray Painting Co.	0	0	0	6	12	50.0%
Thyssenkrupp Airport Systems, Inc.	0	0	1	1	2	50.0%
Valley Waterproofing, Inc.	0	0	0	1	2	50.0%
Zolnay Insulation, Inc.	0	0	0	8	16	50.0%
TeraBand Technologies, Inc.	0	0	3	16	33	48.5%
ISEC, Inc.	0	0	7	31	67	46.3%

Midfield Satellite Course North

Data Received Through: February 28, 2019 - Data Source: Contractor's LCP Tracker Report


Prime Contractor: Turner-PCL

Subcontractor Name		Reported Community Sponsorships	 HIRE LAX Graduates	Total Impact Workers	Total Local Workers	Total Workers	Local Hire % (Headcount)
Alameda Construction Services, Inc.		0	0	1	6	13	46.2%
Glow Electric		0	0	3	6	13	46.2%
California Earth Transport, Inc.		0	0	13	68	154	44.2%
Environmental Construction Group, Inc.		0	0	1	11	25	44.0%
Courtney Inc.		0	0	0	3	7	42.9%
Rosendin Electric Inc	NEW	0	0	1	3	7	42.9%
Safe Scaffolding		0	0	4	9	21	42.9%
West Coast Firestopping, Inc.		0	0	1	3	7	42.9%
Taft Electric Company		0	0	7	16	38	42.1%
Direct AV		0	0	2	5	12	41.7%
Helix Electric, Inc.		1	1	13	70	168	41.7%
SE Pipeline Construction		0	0	1	7	17	41.2%
Top End Constructors		0	0	0	9	22	40.9%
Conti Corporation		0	0	0	6	15	40.0%
Murrco Construction, Inc.		1	0	3	16	40	40.0%
PCL Construction B- Tunnel/Concrete		1	4	3	10	25	40.0%
Comet Electric		0	0	1	15	38	39.5%
Infinity Drywall Contracting, Inc.		1	1	0	5	13	38.5%
Steve Bubalo Construction Co.		4	0	5	13	34	38.2%
Farwest Insulation Contracting		0	0	2	3	8	37.5%
Alert Insulation Co., Inc.		0	0	1	7	19	36.8%
San-Mar Construction Co., Inc.		4	0	3	32	87	36.8%
Blue Iron Foundations & Shoring LLC		0	0	2	4	11	36.4%
Coast Insulation Contractor, Inc. dba Coast Building Products		0	0	0	4	11	36.4%

Midfield Satellite Course North

Data Received Through: February 28, 2019 - Data Source: Contractor's LCP Tracker Report


Prime Contractor: Turner-PCL

Subcontractor Name		Reported Community Sponsorships	 HIRE LAX Graduates	Total Impact Workers	Total Local Workers	Total Workers	Local Hire % (Headcount)
R&R Masonry, Inc.		0	0	1	9	25	36.0%
Tahlequah Steel		0	0	5	18	50	36.0%
Penhall Company		0	0	2	20	56	35.7%
Vellutini Corp dba Royal Electric Company		0	0	1	10	28	35.7%
Bagatelos Glass Systems, Inc.		3	1	1	12	35	34.3%
NorthStar Contracting Group, Inc.		0	0	0	12	35	34.3%
Saddleback Waterproofing		0	0	2	12	35	34.3%
Anning-Johnson Company		1	0	5	17	50	34.0%
Martinez Steel Corporation		0	0	1	25	74	33.8%
Air Conditioning Control Systems, Inc.	NEW	0	0	0	1	3	33.3%
Northwest Excavating, Inc.		0	0	0	1	3	33.3%
South Coast Specialty Construction		0	0	0	3	9	33.3%
Upland Contracting, Inc.		0	0	0	2	6	33.3%
Granite Construction Company		4	1	23	100	303	33.0%
Best Contracting Services, Inc.		0	0	8	46	143	32.2%
RJ&J Construction, Inc.		0	0	3	9	28	32.1%
Cowelco		1	0	2	8	25	32.0%
Gonsalves & Santucci dba Conco		0	0	14	102	319	32.0%
Concrete Coring Company		0	0	1	7	22	31.8%
Malcolm Drilling Co., Inc.		0	0	4	20	63	31.7%
McGuire Contracting, Inc.		2	1	8	61	193	31.6%
Crown Fence Co.		0	0	1	13	42	31.0%
Premier Tile & Marble		0	0	1	7	23	30.4%
Griffith Company		2	0	12	57	189	30.2%

Midfield Satellite Course North

Data Received Through: February 28, 2019 - Data Source: Contractor's LCP Tracker Report


Prime Contractor: Turner-PCL

Subcontractor Name	Reported Community Sponsorships	 HIRE LAX Graduates	Total Impact Workers	Total Local Workers	Total Workers	Local Hire % (Headcount)
Gerdau Reinforcing Steel	4	0	8	42	140	30.0%
Mike Zarp, Inc.	0	0	3	12	40	30.0%
Otis Elevator Company	0	0	4	28	94	29.8%
Borbon, Inc.	0	0	3	10	34	29.4%
Machado & Sons Construction, Inc.	0	0	1	2	7	28.6%
Martin Bros./Marcowall, Inc.	0	0	1	2	7	28.6%
Pan-Pacific Mechanical	0	0	0	6	21	28.6%
Silverado Tile and Stone, Inc.	0	0	0	2	7	28.6%
Southwest Steel of California, Inc.	0	0	1	12	43	27.9%
Wolverine Fire Protection Co	1	4	6	10	36	27.8%
Allied Steel Co., Inc.	1	1	4	18	66	27.3%
LNA Concrete Structures, Inc.	0	0	2	6	22	27.3%
NOR-CAL Pipeline Services	0	0	1	11	41	26.8%
McDonough Construction Rentals, Inc.	0	0	0	4	15	26.7%
Muhlhauser Steel, Inc.	0	0	2	11	42	26.2%
Performance Contracting, Inc.	0	0	17	52	203	25.6%
Shoring Engineers	0	0	3	34	133	25.6%
Limbach Company LC	0	0	5	29	114	25.4%
A Power Sweeping, Inc.	0	0	0	1	4	25.0%
Applied Engineering Concepts	0	0	0	2	8	25.0%
Karcher Insulation, Inc.	2	1	1	1	4	25.0%
Kellar Sweeping, Inc.	0	0	0	1	4	25.0%
KM3N-B dba Terra-Petra	0	0	0	1	4	25.0%
Nold's Equipment	0	0	1	1	4	25.0%

Midfield Satelite Course North

Data Received Through: February 28, 2019 - Data Source: Contractor's LCP Tracker Report


Prime Contractor: Turner-PCL

Subcontractor Name	Reported Community Sponsorships	 HIRE LAX Graduates	Total Impact Workers	Total Local Workers	Total Workers	Local Hire % (Headcount)
PG Cutting Services	3	0	0	2	8	25.0%
Throop Lightweight Fill, Inc.	0	0	0	1	4	25.0%
Brady Company	0	0	1	7	29	24.1%
Merli Concrete Pumping	0	0	0	4	17	23.5%
Conco Pumping, Inc.	4	1	1	6	26	23.1%
Schuff Steel	2	1	9	45	195	23.1%
Signature Flooring, Inc.	0	0	0	2	9	22.2%
Bryton Engineering & Grading, Inc. dba Premiere	0	0	1	6	28	21.4%
Bill Carr Surveys, Inc.	0	0	0	1	5	20.0%
Commercial Scaffolding of CA, Inc.	0	0	0	4	20	20.0%
GeoDesign, Inc.	0	0	2	3	15	20.0%
TechCorr USA Management, LLC	0	0	0	1	5	20.0%
W.A. Rasic Construction Company, Inc.	0	0	0	1	5	20.0%
Crown Corr, Inc.	0	0	1	5	26	19.2%
Orange County Plastering Company	9	1	5	9	47	19.1%
Blois Construction, Inc.	2	1	1	9	48	18.8%
Austin Enterprise	0	0	0	5	28	17.9%
Bigge Crane and Rigging Co.	0	0	2	3	17	17.6%
Vertical Access, Inc.	0	0	1	9	51	17.6%
Karcher Interiors Systems, Inc.	0	0	1	2	12	16.7%
Traffic Management, Inc.	0	0	0	3	18	16.7%
Martin Integrated	0	0	0	5	35	14.3%
RR Leonard Company	0	0	0	1	7	14.3%
Sterndahl Enterprises, Inc.	0	0	2	5	35	14.3%

Midfield Satellite Course North

Data Received Through: February 28, 2019 - Data Source: Contractor's LCP Tracker Report


Prime Contractor: Turner-PCL

Subcontractor Name		Reported Community Sponsorships	 HIRE LAX Graduates	Total Impact Workers	Total Local Workers	Total Workers	Local Hire % (Headcount)
Ampco North, Inc.		0	0	0	1	8	12.5%
Pfeiler & Associates Engineers, Inc.		0	0	0	2	16	12.5%
RJ Lalonde, Inc.		0	0	2	2	16	12.5%
Badger Daylighting		0	0	0	2	17	11.8%
RMA Group, Inc.		0	0	1	3	26	11.5%
Savala Equipment Company, Inc.		0	0	0	2	21	9.5%
J.R. Construction		0	0	0	1	11	9.1%
Doty Bros. Construction Co.		0	0	1	1	12	8.3%
Murray Company		0	0	0	4	55	7.3%
Reliable Construction Services, LLC		0	0	0	1	14	7.1%
United Riggers & Erectors, Inc.		0	0	0	1	15	6.7%
Bragg Crane Service		0	0	0	3	55	5.5%
Maxim Crane Works		0	0	1	1	20	5.0%
Addison Equipment Rental		0	0	0	0	2	0.0%
Antigo Construction, Inc.		0	0	0	0	2	0.0%
ARS Construction Services, Inc. dba Concrete Cutting IntL.		0	0	0	0	2	0.0%
Ayala Boring, Inc.		0	0	0	0	11	0.0%
BHC Crane, LLC		0	0	0	0	18	0.0%
Cascade Drilling, LP		0	0	0	0	5	0.0%
Cell Crete Corporation Inc	NEW	0	0	0	0	8	0.0%
Century Sweeping, Inc.		0	0	0	0	3	0.0%
Cindy Trump Inc., dba Lindy's Cold Planing		0	0	0	0	2	0.0%
Connor Concrete Cutting and Coring		0	0	0	0	7	0.0%
Crane Rental Service, Inc.		0	0	0	0	38	0.0%

Midfield Satellite Course North

Data Received Through: February 28, 2019 - Data Source: Contractor's LCP Tracker Report


Prime Contractor: Turner-PCL

Subcontractor Name		Reported Community Sponsorships	 HIRE LAX Graduates	Total Impact Workers	Total Local Workers	Total Workers	Local Hire % (Headcount)
Dean's Certified Welding, Inc.		0	0	0	0	15	0.0%
Diversified Production Services, Inc.		0	0	0	0	3	0.0%
FasTrack Rentals, Inc.		0	0	0	0	2	0.0%
Fine Grade Equipment, Inc.		0	0	0	0	10	0.0%
G and S Mechanical USA, Inc.		0	0	0	0	5	0.0%
G&F Concrete Cutting, Inc.		0	0	0	0	1	0.0%
Golden State Boring & Pipe Jacking, Inc.		0	0	0	0	4	0.0%
Griffin Contract Dewatering, LLC		0	0	0	0	5	0.0%
JLM Installation		0	0	0	0	1	0.0%
Karcher Firestopping, Inc.		0	0	0	0	1	0.0%
Koppl Pipeline Services, Inc.		0	0	0	0	4	0.0%
Matt Chlor, Inc.		0	0	0	0	3	0.0%
MB Professional Service, Inc.		0	0	0	0	8	0.0%
Mitsubishi Electric US, Inc.	NEW	0	0	0	0	2	0.0%
Mr. Crane, Inc.		0	0	0	0	27	0.0%
Newman Backhoe Service, Inc.		0	0	0	0	4	0.0%
Pavement Recycling Systems		0	0	0	0	1	0.0%
PCI		14	3	0	0	5	0.0%
PSC Industrial Outsourcing LP		0	0	0	0	7	0.0%
Rouch Rebar, Inc.		0	0	0	0	5	0.0%
Sign Age Identity Systems, Inc.		0	0	0	0	4	0.0%
Socal Pacific Construction Corp. dba National Coating & Lining Co.		0	0	0	0	5	0.0%
Straight Up Surveying, Inc		0	0	0	0	2	0.0%
The Door Crew, Inc.		0	0	0	0	2	0.0%

Midfield Satellite Course North

Data Received Through: February 28, 2019 - Data Source: Contractor's LCP Tracker Report

Prime Contractor: Turner-PCL

Subcontractor Name	Reported Community Sponsorships	 HIRE LAX Graduates	Total Impact Workers	Total Local Workers	Total Workers	Local Hire % (Headcount)
Ultra Welding, Inc.	0	0	0	0	6	0.0%
Warren Collins & Associates, dba Collins Company	0	0	0	0	4	0.0%
WMB & Associates	0	0	0	0	3	0.0%
	70	23	308	1645	5379	30.6%

LAX PLA Article III, Section 6 Contractor Hiring Obligations - . . . to maximize the employment of qualified local persons residing within the area of the Project, with the goal that at least 30% of each contractor's employees hired under this Agreement shall be either residents of the cities immediately adjacent to LAX or of the City of Los Angeles ("local residents"). Contractors shall develop a hiring plan and maintain records of their compliance efforts.