


LAMP Utilities & Enabling Project (LULEP)

Data Received Through: November 30, 2019 - Data Source: Contractor's LCP Tracker


Prime Contractor: Myers-Griffith

Subcontractor Name	Reported Community Sponsorships	 HIRE LAX Graduates	Total Impact Workers	Total Local Workers	Total Workers	Local Hire % (Headcount)
American Air Balance Co., Inc.	0	0	0	2	2	100.0%
Brundage Bone dba JLS Concrete Pumping	0	0	0	2	2	100.0%
Environmental Construction Group, Inc.	0	0	1	2	2	100.0%
Gonsalves & Santucci Inc. dba Conco Pumping	0	0	0	1	1	100.0%
Karcher Insulation, Inc.	0	0	1	1	1	100.0%
West Coast Firestopping, Inc.	0	0	0	2	2	100.0%
Z Products, Inc.	0	0	0	2	2	100.0%
ABC Liovin Drilling, Inc.	0	0	2	5	7	71.4%
Pena Demolition	0	0	0	5	7	71.4%
Anytime Dumping, Inc. dba Anytime Trucking	0	0	17	37	55	67.3%
Commercial Paving & Coating	0	0	0	6	10	60.0%
Izurieta Fence Company, Inc.	0	0	1	12	21	57.1%
Danny Jones Scaffold Co Inc	0	0	1	2	4	50.0%
DTS Company	0	0	0	6	12	50.0%
JT Coatings	0	0	0	1	2	50.0%
Fryman Management, Inc.	0	0	6	20	41	48.8%
Direct A/V	0	0	2	6	13	46.2%
GAMA Contracting Services, Inc.	0	0	2	6	13	46.2%
GW Civil Constructors	0	0	1	5	11	45.5%
Frey-Moss Structures INC	0	0	3	8	18	44.4%
Cupertino Electric Inc.	0	0	2	7	16	43.8%
Miranda Logistics Enterprise	0	0	6	41	94	43.6%
Axion Group	0	0	0	3	7	42.9%

LAMP Utilities & Enabling Project (LULEP)

Data Received Through: November 30, 2019 - Data Source: Contractor's LCP Tracker


Prime Contractor: Myers-Griffith

Subcontractor Name	Reported Community Sponsorships	 HIRE LAX Graduates	Total Impact Workers	Total Local Workers	Total Workers	Local Hire % (Headcount)
J.V Land Clearing Co., Inc.	0	0	1	6	14	42.9%
Urrea & Sons Trucking	0	0	0	6	14	42.9%
Steve Bubalo Construction Co	0	0	6	12	29	41.4%
Comet Electric, Inc.	0	0	1	35	87	40.2%
3531 Trucking	0	0	0	4	10	40.0%
A1 Management & Inspection, Inc.	0	0	1	2	5	40.0%
Alert Insulation Co., Inc.	0	0	0	4	10	40.0%
Pan-Pacific Mechanical	0	0	0	2	5	40.0%
Terra Pave, Inc.	0	0	1	4	10	40.0%
Wagner Engineering & Survey, Inc.	0	0	0	8	20	40.0%
ISEC, Inc.	0	0	2	17	43	39.5%
24 Hour Sweeping Inc A	0	0	1	5	13	38.5%
Birdi & Associates, Inc.	0	0	2	5	13	38.5%
Resource Environmental, Inc.	0	0	2	18	47	38.3%
B & D Equipment Rental, Inc.	0	0	0	14	37	37.8%
Building Electronic Controls, Inc.	0	0	0	3	8	37.5%
Corradini Corp.	0	0	1	4	11	36.4%
GGG Demolition, Inc.	0	0	0	4	11	36.4%
Psomas	0	0	0	4	11	36.4%
Griffith Company	2	1	14	61	169	36.1%
Red Hawk Services	0	0	3	6	17	35.3%
Taft Electric Company	0	0	6	13	37	35.1%
Global Modular Inc.	0	0	0	3	9	33.3%
Koppl Pipeline Services, Inc	0	0	0	1	3	33.3%

LAMP Utilities & Enabling Project (LULEP)

Data Received Through: November 30, 2019 - Data Source: Contractor's LCP Tracker


Prime Contractor: Myers-Griffith

Subcontractor Name		Reported Community Sponsorships	 HIRE LAX Graduates	Total Impact Workers	Total Local Workers	Total Workers	Local Hire % (Headcount)
Myers & Sons Griffith, JV		3	2	10	59	177	33.3%
Nolds Equipment	NEW	0	0	1	1	3	33.3%
Planet Green Environmental		0	0	0	1	3	33.3%
Royal Electric Company		0	0	0	1	3	33.3%
Techniquex, Inc.		0	0	0	2	6	33.3%
Versatile Coatings Inc.		0	0	0	4	12	33.3%
Matrix Environmental, Inc.		0	0	1	8	25	32.0%
Crown Fence Co		0	0	1	13	41	31.7%
Concrete Coring Company		0	0	1	9	29	31.0%
Myers & Sons Construction LP		0	0	1	13	43	30.2%
Twining, Inc		0	0	1	9	30	30.0%
Anderson Charnesky Structural Steel, Inc.		0	0	0	2	7	28.6%
CMB Structures, Inc.		0	0	0	2	7	28.6%
N-U Enterprise		0	0	1	8	28	28.6%
RMA Group, Inc.		0	0	4	6	21	28.6%
SC Building Materials		0	0	1	2	7	28.6%
Wilson & Hampton Painting Contractors		0	0	1	2	7	28.6%
ABC Resources		0	0	4	7	26	26.9%
Max Out Inc.		0	0	4	9	34	26.5%
Rosendin Electric		0	0	3	8	31	25.8%
AMPCO Landscape, Inc.		0	0	0	2	8	25.0%
DC Traffic Control		0	0	0	2	8	25.0%
DFS Flooring Inc.		0	0	1	1	4	25.0%
Mike Hixson Backhoe Service, Inc.		0	0	0	2	8	25.0%

LAMP Utilities & Enabling Project (LULEP)

Data Received Through: November 30, 2019 - Data Source: Contractor's LCP Tracker


Prime Contractor: Myers-Griffith

Subcontractor Name	Reported Community Sponsorships	 HIRE LAX Graduates	Total Impact Workers	Total Local Workers	Total Workers	Local Hire % (Headcount)
So-Cal Insulation, Inc.	0	0	1	1	4	25.0%
LNA Concrete Structures, Inc.	0	0	1	9	37	24.3%
Giroux Glass, Inc.	0	0	0	2	9	22.2%
Meadows Sheet Metal & Air Conditioning, Inc	0	0	2	10	45	22.2%
Cosco Fire Protection, Inc.	0	0	0	5	23	21.7%
Sterndahl Enterprises, Inc.	0	0	2	6	28	21.4%
Blois Construction, Inc.	0	0	4	18	86	20.9%
Chief Engineering	0	0	3	12	58	20.7%
Absolute Abatement & Demolition	0	0	0	1	5	20.0%
Century Sweeping	0	0	0	1	5	20.0%
Pacific Waterproofing & Restoration, Inc.	0	0	0	1	5	20.0%
Penhall Co	0	0	0	1	5	20.0%
T&M Construction	0	0	0	1	5	20.0%
Fehoko Concrete Inc	0	0	2	4	21	19.0%
Michels Pipeline Construction; a div. of Michels Corporation	0	0	3	13	74	17.6%
Bali Construction, Inc.	0	0	3	10	58	17.2%
Sully-Miller Contracting Company	0	0	0	10	58	17.2%
Crosstown Electrical & Data, Inc.	0	0	0	2	12	16.7%
Granstrom Masonry Inc	0	0	0	1	6	16.7%
Kato Landscape, Inc.	0	0	1	2	12	16.7%
Nor Cal Pipeline Services	0	0	1	7	42	16.7%
Smithson Electric, Inc.	0	0	0	1	6	16.7%
Southcoast Acoustical Interiors, Inc.	0	0	0	3	18	16.7%
Util-Locate	0	0	1	1	6	16.7%

LAMP Utilities & Enabling Project (LULEP)

Data Received Through: November 30, 2019 - Data Source: Contractor's LCP Tracker


Prime Contractor: Myers-Griffith

Subcontractor Name	Reported Community Sponsorships	 HIRE LAX Graduates	Total Impact Workers	Total Local Workers	Total Workers	Local Hire % (Headcount)
BC Rentals, Inc. dba BC Traffic Specialist	0	0	0	3	20	15.0%
Zefiro Corporation	0	0	1	5	34	14.7%
All American Asphalt	0	0	6	28	191	14.7%
DRS Rebar Inc	0	0	0	1	7	14.3%
2R Drilling, Inc	0	0	1	1	8	12.5%
Traffic Management Inc.	0	0	0	1	8	12.5%
Upland Contracting, Inc.	0	0	0	1	8	12.5%
G. O. Rodriguez Trucking, Inc.	0	0	0	5	41	12.2%
G&F Concrete Cutting, Inc.	0	0	0	2	18	11.1%
Los Angeles Signal Construction, Inc.	0	0	0	1	9	11.1%
R.J. Lalonde, Inc	0	0	1	1	9	11.1%
Ferreira Construction Co, Inc.	0	0	1	5	46	10.9%
Badger Daylighting Corp.	0	0	1	3	28	10.7%
Cindy Trump, Inc., DBA Lindys Cold Planing	0	0	0	1	13	7.7%
Crane Rental Service, Inc.	0	0	1	1	14	7.1%
AD Improvements Inc	0	0	0	0	3	0.0%
Anglemyer Crane Rental	0	0	0	0	1	0.0%
Asphalt, Fabric & Engineering, Inc.	0	0	0	0	3	0.0%
Ayala Boring Inc	0	0	0	0	9	0.0%
Barneys Hole Digging Service	0	0	0	0	2	0.0%
Bragg Crane Service (sub to Comet Electric)	0	0	0	0	3	0.0%
Burros Backhoe Service, LLC	0	0	0	0	2	0.0%
C Below Inc	0	0	0	0	12	0.0%
C.M. Peich, Inc.	0	0	0	0	7	0.0%

LAMP Utilities & Enabling Project (LULEP)

Data Received Through: November 30, 2019 - Data Source: Contractor's LCP Tracker


Prime Contractor: Myers-Griffith

Subcontractor Name	Reported Community Sponsorships	 HIRE LAX Graduates	Total Impact Workers	Total Local Workers	Total Workers	Local Hire % (Headcount)
Calmex Engineering, Inc.	0	0	0	0	1	0.0%
Cell-Crete Corporation	0	0	0	0	3	0.0%
CGO Construction Company, Inc.	0	0	0	0	3	0.0%
Commercial Scaffolding of CA, Inc.	0	0	0	0	4	0.0%
Connor Concrete Cutting and Coring	0	0	0	0	8	0.0%
Cornerstone Demolition Corp.	0	0	0	0	9	0.0%
D.C. Drilling Inc	0	0	0	0	2	0.0%
Dayton Certified Welding, Inc.	0	0	0	0	2	0.0%
DeepScan, Inc.	0	0	0	0	4	0.0%
Discovery Hydrovac	0	0	0	0	1	0.0%
DJS General Contracting, Inc.	0	0	0	0	5	0.0%
Fastrack Rentals Inc	0	0	0	0	1	0.0%
Fine Grade Equipment, Inc.	0	0	0	0	6	0.0%
Gregg Drilling & Testing, Inc.	0	0	0	0	5	0.0%
Ground Penetrating Radar	0	0	0	0	3	0.0%
H.D. Construction Equipment, Inc.	0	0	0	0	7	0.0%
Hardy & Harper	0	0	0	0	9	0.0%
Hydraulic Cranes LLC	0	0	0	0	1	0.0%
Jim Painter Controls, Inc.	0	0	0	0	1	0.0%
Johnson's Tree Service	0	0	0	0	2	0.0%
Lucas Builders, Inc.	0	0	0	0	8	0.0%
Merli Concrete Pumping	0	0	0	0	4	0.0%
Newman Backhoe Service, Inc.	0	0	0	0	13	0.0%
Pavement Coatings, Inc.	0	0	0	0	5	0.0%

LAMP Utilities & Enabling Project (LULEP)

Data Received Through: November 30, 2019 - Data Source: Contractor's LCP Tracker

Prime Contractor: Myers-Griffith

Subcontractor Name	Reported Community Sponsorships	 HIRE LAX Graduates	Total Impact Workers	Total Local Workers	Total Workers	Local Hire % (Headcount)
Pavement Recycling Systems	0	0	0	0	10	0.0%
PCI	0	0	0	0	22	0.0%
Pipe Tec Inc	0	0	0	0	3	0.0%
Pre-Con	0	0	0	0	3	0.0%
Savala Equipment Company	0	0	0	0	3	0.0%
Site Solution Services, Inc.	0	0	0	0	1	0.0%
Skaggs Concrete Cutting Inc	0	0	0	0	1	0.0%
Telfer Pavement Technologies, LLC	0	0	0	0	10	0.0%
Torrent Resources CA, Inc.	0	0	0	0	11	0.0%
Traffic Loops Crackfilling Inc	0	0	0	0	5	0.0%
V&E Tree Service, Inc.	0	0	0	0	5	0.0%
Whitecore Concrete Cutting & Demolition, Inc	0	0	0	0	2	0.0%
	5	3	157	777	2851	27.3%

LAX PLA Article III, Section 6 Contractor Hiring Obligations - . . . to maximize the employment of qualified local persons residing within the area of the Project, with the goal that at least 30% of each contractor's employees hired under this Agreement shall be either residents of the cities immediately adjacent to LAX or of the City of Los Angeles ("local residents"). Contractors shall develop a hiring plan and maintain records of their compliance efforts.