


# Delta Hangar Project

Data Received Through: September 30, 2019 - Data Source: Contractor's LCP Tracker


Prime Contractor: Skanska

Subcontractor Name		Reported Community Sponsorships	 HIRE LAX Graduates	Total Impact Workers	Total Local Workers	Total Workers	Local Hire % (Headcount)
Northwest Excavating		0	0	0	2	2	100.0%
Raymond Trucking		0	0	0	1	1	100.0%
American Landscape		0	0	0	6	9	66.7%
24 Hour Sweeping		0	0	1	7	11	63.6%
Suttles Plumbing & Mechanical Corp.		0	0	0	5	8	62.5%
TEC Management Consultants, Inc.		0	0	3	5	8	62.5%
Badger Daylighting Corp		0	0	1	7	14	50.0%
Kindness General Contractors, LLC		0	0	0	1	2	50.0%
Penhall Company		0	0	0	2	4	50.0%
United Riggers & Erectors		0	0	0	1	2	50.0%
Crown Fence		0	0	0	7	17	41.2%
Austin Enterprise	NEW	0	0	0	6	15	40.0%
Vellutini Corp dba Royal Electric Co.		0	0	1	12	32	37.5%
3531 Trucking Inc.		0	0	1	5	15	33.3%
Advanced Construction Technologies	NEW	0	0	1	2	6	33.3%
Concrete Coring Company		0	0	0	3	9	33.3%
Shoring Engineers		0	0	2	19	59	32.2%
Gectwo, Inc.	NEW	0	0	2	5	16	31.3%
Griffith Company		0	0	14	56	187	29.9%
GGG Demolition		0	0	2	10	34	29.4%
Infinity Drywall Contracting, Inc.		0	0	2	25	86	29.1%
Building Electronic Controls, Inc.	NEW	0	0	2	2	7	28.6%
Martinez Steel Corporation		0	0	2	20	70	28.6%

# Delta Hangar Project

Data Received Through: September 30, 2019 - Data Source: Contractor's LCP Tracker


Prime Contractor: Skanska

Subcontractor Name	Reported Community Sponsorships	 HIRE LAX Graduates	Total Impact Workers	Total Local Workers	Total Workers	Local Hire % (Headcount)
Merli Concrete Pumping	0	0	0	2	7	28.6%
The M.S. Rouse Company	0	0	0	2	7	28.6%
Gonsalves & Santucci dba Conco Pumping	1	1	7	37	134	27.6%
Eberhard	0	0	1	10	38	26.3%
Cosco Fire Protection	0	0	0	4	16	25.0%
J Colavin & Son, Inc.	0	0	0	2	8	25.0%
Xcel Mechanical Systems	0	0	0	7	28	25.0%
Nor Cal Pipeline Services, Inc.	0	0	1	7	29	24.1%
Hayward Baker	0	0	1	3	13	23.1%
Cupertino Electric	0	0	4	12	55	21.8%
Rosendin	0	0	2	6	29	20.7%
MBI Excavation	0	0	1	2	11	18.2%
SRD Engineering, Inc.	0	0	2	6	33	18.2%
The Herrick Corporation	2	0	2	8	45	17.8%
Masonry Concepts, Inc.	NEW	0	0	3	17	17.6%
Century Sweeping, Inc.	0	0	0	1	6	16.7%
Savala Equipment Company, Inc.	0	0	0	1	6	16.7%
Gonsalves & Santucci, Inc. dba Conco	0	0	0	1	7	14.3%
Mike Zarp, Inc.	0	0	2	2	15	13.3%
Red Hawk Fence & Environmental Services	0	0	0	1	8	12.5%
Schroder Iron	0	0	0	1	8	12.5%
R.J. Lalonde, Inc.	0	0	1	1	9	11.1%
Aragon Construction Inc.	0	0	1	1	11	9.1%
Adkan Engineers	0	0	0	0	7	0.0%

# Delta Hangar Project

Data Received Through: September 30, 2019 - Data Source: Contractor's LCP Tracker


Prime Contractor: Skanska

Subcontractor Name		Reported Community Sponsorships	 HIRE LAX Graduates	Total Impact Workers	Total Local Workers	Total Workers	Local Hire % (Headcount)
Applied Engineering Concepts		0	0	0	0	4	0.0%
Assa Abloy Entrance Systems	NEW	0	0	0	0	1	0.0%
B & I Equipment Rental LLC		0	0	0	0	5	0.0%
BC Traffic Specialist	NEW	0	0	0	0	2	0.0%
Best Contracting Services	NEW	0	0	0	0	5	0.0%
Bill Higgins		0	0	0	0	3	0.0%
Building Specialty Systems	NEW	0	0	0	0	2	0.0%
Crane Rental Service		0	0	0	0	5	0.0%
Davidson Laddison Inc dba Addision Equipment Rental		0	0	0	0	3	0.0%
ECCO Equipment Corporation		0	0	0	0	1	0.0%
Excalibur Well Services Corp		0	0	0	0	23	0.0%
F & B Equipment LLC		0	0	0	0	1	0.0%
FenceCorp Inc'		0	0	0	0	8	0.0%
Fine Grade Equipment, Inc.		0	0	0	0	1	0.0%
G.B.H. Enterprises Inc		0	0	0	0	1	0.0%
Industrial High Voltage		0	0	0	0	6	0.0%
Jagur Tractor		0	0	0	0	1	0.0%
LA Excavating, Inc dba Alward Equipment Rental		0	0	0	0	1	0.0%
McKeon Door West Inc	NEW	0	0	0	0	5	0.0%
Miller Blades, Inc.	NEW	0	0	0	0	1	0.0%
Mr. Crane, Inc.		0	0	0	0	31	0.0%
N>M.N. Construction		0	0	0	0	1	0.0%
Newman Backhoe Services, Inc.	NEW	0	0	0	0	2	0.0%
P. Riley Enterprises DBA Rileys Scraper Rental		0	0	0	0	1	0.0%

# Delta Hangar Project

Data Received Through: September 30, 2019 - Data Source: Contractor's LCP Tracker

Prime Contractor: Skanska

Subcontractor Name	Reported Community Sponsorships	 HIRE LAX Graduates	Total Impact Workers	Total Local Workers	Total Workers	Local Hire % (Headcount)
Pavement Recycling Systems, Inc.	0	0	0	0	3	0.0%
R.J.& J. Construction, INC	0	0	0	0	7	0.0%
Saber Industries	0	0	0	0	1	0.0%
Site Solution Services, Inc.	0	0	0	0	1	0.0%
Solid Door Installations	0	0	0	0	5	0.0%
Straight Up Surveying, Inc.	0	0	0	0	2	0.0%
W.A. Rasic Construction Co., Inc.	0	0	0	0	8	0.0%
	<b>3</b>	<b>1</b>	<b>59</b>	<b>329</b>	<b>1302</b>	<b>25.3%</b>

**LAX PLA Article III, Section 6 Contractor Hiring Obligations** - . . . to maximize the employment of qualified local persons residing within the area of the Project, with the goal that at least 30% of each contractor's employees hired under this Agreement shall be either residents of the cities immediately adjacent to LAX or of the City of Los Angeles ("local residents"). Contractors shall develop a hiring plan and maintain records of their compliance efforts.