


## Midfield Satellite Course North

Data Received Through: April 30, 2020- Data Source: Contractor's LCP Tracker Report


Prime Contractor: Turner-PCL

Subcontractor Name	Reported Community Sponsorships	 HIRE LAX Graduates	Total Impact Workers	Total Local Workers	Total Workers	Local Hire % (Headcount)
American Air Balance Co., Inc.	0	0	1	3	3	100.0%
Cosco Fire Protection	0	0	0	1	1	100.0%
Global Diversified Voltage Services	0	0	1	1	1	100.0%
Palp Inc., dba Excel Paving Company	0	0	0	1	1	100.0%
L.Riley Trucking	0	0	2	24	31	77.4%
El Prado Cleaning Service Inc	0	0	2	38	54	70.4%
XL Fire Protection	0	0	2	9	14	64.3%
PCL Construction Services - A/TPJV	16	6	12	41	67	61.2%
LA Excavating, Inc. dba Alward Equipment	0	0	4	20	33	60.6%
KDC Inc., dba Dynalectric	0	0	9	34	62	54.8%
Control Air Conditioning Corp.	3	1	3	43	81	53.1%
24 Hour Sweeping, Inc.	0	0	1	7	14	50.0%
AGI Marble Company, Inc.	0	0	0	6	12	50.0%
Building Electronic Controls, Inc.	1	0	3	13	26	50.0%
Cor-Ray Painting Co.	0	0	0	6	12	50.0%
Thyssenkrupp Airport Systems, Inc.	0	0	1	1	2	50.0%
Direct AV	0	0	2	9	19	47.4%
Birdi & Associates, Inc.	0	0	3	13	28	46.4%
Glow Electric	0	0	3	6	13	46.2%
SE Pipeline Construction	0	0	2	12	26	46.2%
TeraBand Technologies, Inc.	1	1	4	33	73	45.2%
Pan-Pacific Mechanical	0	0	0	13	30	43.3%
SR BRAY LLC dba Power Plus	0	0	1	3	7	42.9%
Diversified Production Services, Inc.	0	0	5	16	38	42.1%

## Midfield Satellite Course North

Data Received Through: April 30, 2020- Data Source: Contractor's LCP Tracker Report


Prime Contractor: Turner-PCL

Subcontractor Name	Reported Community Sponsorships	 HIRE LAX Graduates	Total Impact Workers	Total Local Workers	Total Workers	Local Hire % (Headcount)
Techno Coatings	0	0	0	8	19	42.1%
GEC2	0	0	10	55	131	42.0%
California Earth Transport, Inc.	0	0	14	72	172	41.9%
Comet Electric	0	0	1	18	43	41.9%
Safe Scaffolding	0	0	5	15	36	41.7%
Apex Cabling Inc	0	0	1	2	5	40.0%
Bielski Specialty Services, Inc.	0	0	0	2	5	40.0%
Conti Corporation	0	0	0	6	15	40.0%
Smoke Guard California Inc.	0	0	1	2	5	40.0%
R&R Masonry, Inc.	0	0	2	13	33	39.4%
Murrco Construction, Inc.	2	0	3	22	56	39.3%
San-Mar Construction Co., Inc.	3	0	4	36	92	39.1%
CSI Electrical Contractors, Inc.	0	0	2	7	18	38.9%
West Coast Firestopping, Inc.	0	0	2	7	18	38.9%
RJ&J Construction, Inc.	0	0	4	12	31	38.7%
Infinity Drywall Contracting, Inc.	1	1	0	5	13	38.5%
Alert Insulation Co., Inc.	0	0	1	9	24	37.5%
Steve Bubalo Construction Co.	2	0	7	15	40	37.5%
Top End Constructors	0	0	0	18	48	37.5%
Taft Electric Company	0	0	7	25	67	37.3%
PCL Construction B- Tunnel/Concrete	0	0	5	11	30	36.7%
Blue Iron Foundations & Shoring LLC	0	0	2	4	11	36.4%
Environmental Construction Group, Inc.	0	0	1	12	33	36.4%
Crown Fence Co.	0	0	1	17	47	36.2%
Vellutini Corp dba Royal Electric Company	0	0	2	13	36	36.1%

# Midfield Satellite Course North

Data Received Through: April 30, 2020- Data Source: Contractor's LCP Tracker Report


Prime Contractor: Turner-PCL

Subcontractor Name	Reported Community Sponsorships	 HIRE LAX Graduates	Total Impact Workers	Total Local Workers	Total Workers	Local Hire % (Headcount)
Tahlequah Steel	0	0	5	18	50	36.0%
ISEC, Inc.	1	1	12	46	128	35.9%
Borbon, Inc.	0	0	3	28	78	35.9%
Martinez Steel Corporation	0	0	1	29	82	35.4%
South Coast Specialty Construction	1	1	0	6	17	35.3%
Helix Electric, Inc.	1	1	20	116	333	34.8%
NorthStar Contracting Group, Inc.	0	0	0	12	35	34.3%
Saddleback Waterproofing	0	0	2	12	35	34.3%
Concrete Coring Company	0	0	2	11	33	33.3%
Courtney Inc.	0	0	0	5	15	33.3%
Elite Terminal Services	0	0	0	3	9	33.3%
Granstrom Masonry Inc	0	0	0	8	24	33.3%
McDonough Construction Rentals, Inc.	0	0	1	8	24	33.3%
Northwest Excavating, Inc.	0	0	0	1	3	33.3%
Upland Contracting, Inc.	0	0	0	2	6	33.3%
Valley Waterproofing, Inc.	0	0	0	1	3	33.3%
Muhlhauser Steel, Inc.	0	0	3	23	70	32.9%
Penhall Company	0	0	3	28	86	32.6%
Alameda Construction Services, Inc.	0	0	3	13	40	32.5%
Morrow Meadows Corporation	0	0	1	13	40	32.5%
Granite Construction Company	4	1	25	118	369	32.0%
Gonsalves & Santucci dba Conco	3	1	14	115	361	31.9%
Mike Zarp, Inc.	0	0	3	13	41	31.7%
Zolnay Insulation, Inc.	0	0	0	10	32	31.3%
Premier Tile & Marble	0	0	1	12	39	30.8%

# Midfield Satellite Course North

Data Received Through: April 30, 2020- Data Source: Contractor's LCP Tracker Report


Prime Contractor: Turner-PCL

Subcontractor Name	Reported Community Sponsorships	 HIRE LAX Graduates	Total Impact Workers	Total Local Workers	Total Workers	Local Hire % (Headcount)
Silverado Tile and Stone, Inc.	0	0	0	4	13	30.8%
Southwest Steel of California, Inc.	0	0	2	31	101	30.7%
Best Contracting Services, Inc.	0	0	9	77	253	30.4%
Sign Age Identity Systems, Inc.	0	0	2	7	23	30.4%
Malcolm Drilling Co., Inc.	0	0	4	20	66	30.3%
Anning-Johnson Company	1	0	4	16	53	30.2%
Cowelco	1	0	2	9	30	30.0%
Wolverine Fire Protection Co	4	4	7	18	61	29.5%
McGuire Contracting, Inc.	2	1	7	65	221	29.4%
Gerdau Reinforcing Steel	4	0	9	46	158	29.1%
JLS Concrete Pumping	0	0	0	2	7	28.6%
NOR-CAL Pipeline Services	0	0	2	20	71	28.2%
Merli Concrete Pumping	0	0	0	5	18	27.8%
Bagatelos Glass Systems, Inc.	3	1	1	13	47	27.7%
Shoring Engineers	0	0	4	39	141	27.7%
Performance Contracting, Inc.	0	0	27	113	410	27.6%
Karcher Interiors Systems, Inc.	2	2	1	6	22	27.3%
Bryton Engineering & Grading, Inc. dba Premiere	0	0	1	10	37	27.0%
Griffith Company	2	0	19	82	306	26.8%
Coast Insulation Contractor, Inc. dba Coast Building Products	0	0	0	6	23	26.1%
Brady Company	0	0	2	10	39	25.6%
A Power Sweeping, Inc.	0	0	0	1	4	25.0%
Blois Construction, Inc.	2	1	3	14	56	25.0%
Farwest Insulation Contracting	0	0	2	3	12	25.0%
Kellar Sweeping, Inc.	0	0	0	1	4	25.0%

# Midfield Satellite Course North

Data Received Through: April 30, 2020- Data Source: Contractor's LCP Tracker Report


Prime Contractor: Turner-PCL

Subcontractor Name	Reported Community Sponsorships	 HIRE LAX Graduates	Total Impact Workers	Total Local Workers	Total Workers	Local Hire % (Headcount)
LNA Concrete Structures, Inc.	0	0	3	8	32	25.0%
Machado & Sons Construction, Inc.	0	0	1	2	8	25.0%
Otis Elevator Company	0	0	4	32	128	25.0%
PG Cutting Services	1	0	0	2	8	25.0%
Sterndahl Enterprises, Inc.	0	0	2	10	40	25.0%
Throop Lightweight Fill, Inc.	0	0	0	1	4	25.0%
W.A. Rasic Construction Company, Inc.	0	0	0	2	8	25.0%
Zefiro Corporation	0	0	0	2	8	25.0%
Limbach Company LC	0	0	6	44	177	24.9%
Traffic Management, Inc.	0	0	0	5	21	23.8%
Commercial Scaffolding of CA, Inc.	0	0	0	7	30	23.3%
Allied Steel Co., Inc.	1	1	4	20	87	23.0%
Corradini Corp	0	0	1	5	22	22.7%
Signature Flooring, Inc.	0	0	1	11	49	22.4%
Applied Engineering Concepts	0	0	0	2	9	22.2%
Schuff Steel	4	1	9	45	203	22.2%
Austin Enterprise	0	0	0	13	59	22.0%
Cleveland Marble LP	0	0	0	7	32	21.9%
Conco Pumping, Inc.	1	0	1	7	32	21.9%
Air Conditioning Control Systems, Inc.	0	0	0	1	5	20.0%
Bill Carr Surveys, Inc.	0	0	0	1	5	20.0%
Siemens Industry Inc	0	0	0	1	5	20.0%
TechCorr USA Management, LLC	0	0	0	1	5	20.0%
GeoDesign, Inc.	0	0	2	3	16	18.8%
Pacific Waterproofing & Restoration	0	0	0	3	16	18.8%

# Midfield Satellite Course North

Data Received Through: April 30, 2020- Data Source: Contractor's LCP Tracker Report


Prime Contractor: Turner-PCL

Subcontractor Name	Reported Community Sponsorships	 HIRE LAX Graduates	Total Impact Workers	Total Local Workers	Total Workers	Local Hire % (Headcount)
Rosendin Electric Inc	0	0	1	3	16	18.8%
Crown Corr, Inc.	0	0	2	8	43	18.6%
Karcher Insulation, Inc.	0	0	1	2	11	18.2%
Orange County Plastering Company	1	1	5	12	67	17.9%
Bigge Crane and Rigging Co.	0	0	2	3	17	17.6%
Vertical Access, Inc.	0	0	1	10	57	17.5%
KM3N-B dba Terra-Petra	0	0	0	1	6	16.7%
Nold's Equipment	0	0	1	1	6	16.7%
Service West	NEW	0	1	2	12	16.7%
RMA Group, Inc.	0	0	1	6	37	16.2%
Martin Bros./Marcowall, Inc.	0	0	1	3	19	15.8%
Sequoia Consultants Inc	0	0	0	4	27	14.8%
Connor Concrete Cutting and Coring	0	0	0	2	14	14.3%
Rouch Rebar, Inc.	0	0	0	1	7	14.3%
RR Leonard Company	0	0	0	1	7	14.3%
Murray Company	0	0	1	12	94	12.8%
Ampco North, Inc.	0	0	0	1	8	12.5%
RJ Lalonde, Inc.	0	0	2	2	16	12.5%
Martin Integrated	0	0	0	6	50	12.0%
Pfeiler & Associates Engineers, Inc.	0	0	0	2	17	11.8%
Integrity Rebar Placers	0	0	0	2	18	11.1%
United Riggers & Erectors, Inc.	0	0	0	3	27	11.1%
J.R. Construction	0	0	0	1	11	9.1%
Bragg Crane Service	0	0	2	9	101	8.9%
Doty Bros. Construction Co.	0	0	1	1	12	8.3%

# Midfield Satellite Course North

Data Received Through: April 30, 2020- Data Source: Contractor's LCP Tracker Report


Prime Contractor: Turner-PCL

Subcontractor Name	Reported Community Sponsorships	 HIRE LAX Graduates	Total Impact Workers	Total Local Workers	Total Workers	Local Hire % (Headcount)
Badger Daylighting	0	0	0	2	26	7.7%
Savala Equipment Company, Inc.	0	0	0	2	27	7.4%
Reliable Construction Services, LLC	0	0	0	1	15	6.7%
Socal Pacific Construction Corp. dba National Coating & Lining Co.	0	0	1	1	15	6.7%
Addison Equipment Rental	0	0	0	0	2	0.0%
Antigo Construction, Inc.	0	0	0	0	2	0.0%
ARS Construction Services, Inc. dba Concrete Cutting Intl.	0	0	0	0	2	0.0%
Ayala Boring, Inc.	0	0	0	0	11	0.0%
B & I Equipment Rental	0	0	0	0	1	0.0%
BHC Crane, LLC	0	0	0	0	18	0.0%
Cascade Drilling, LP	0	0	0	0	5	0.0%
CATTRAC Construction	0	0	0	0	1	0.0%
Cell Crete Corporation Inc	0	0	0	0	8	0.0%
Century Sweeping, Inc.	0	0	0	0	3	0.0%
Cindy Trump Inc., dba Lindy's Cold Planing	0	0	0	0	2	0.0%
Crane Rental Service, Inc.	0	0	0	0	43	0.0%
D7 Consulting Inc.	0	0	0	0	6	0.0%
Dean's Certified Welding, Inc.	0	0	0	0	19	0.0%
DSM Construction Inc.	0	0	0	0	3	0.0%
ECCO Equipment Corporation	0	0	0	0	1	0.0%
Electro Construction Corp	0	0	0	0	5	0.0%
Exsell Sales Associates Inc	0	0	0	0	4	0.0%
FasTrack Rentals, Inc.	0	0	0	0	2	0.0%
Fine Grade Equipment, Inc.	0	0	0	0	11	0.0%
G and S Mechanical USA, Inc.	0	0	0	0	9	0.0%

# Midfield Satellite Course North

Data Received Through: April 30, 2020- Data Source: Contractor's LCP Tracker Report

Prime Contractor: Turner-PCL


Subcontractor Name		Reported Community Sponsorships	 HIRE LAX Graduates	Total Impact Workers	Total Local Workers	Total Workers	Local Hire % (Headcount)
G&F Concrete Cutting, Inc.		0	0	0	0	1	0.0%
G.B.H. Enterprises, Inc	NEW	0	0	0	0	3	0.0%
Golden State Boring & Pipe Jacking, Inc.		0	0	0	0	4	0.0%
Griffin Contract Dewatering, LLC		0	0	0	0	5	0.0%
HMT Electric Inc		0	0	0	0	3	0.0%
Hydraulic Crane LLC		0	0	0	0	6	0.0%
JLM Installation		0	0	0	0	1	0.0%
Karcher Firestopping, Inc.		0	0	0	0	1	0.0%
Koppl Pipeline Services, Inc.		0	0	0	0	4	0.0%
L2 Specialties, Inc		0	0	0	0	5	0.0%
Matt Chlor, Inc.		0	0	0	0	4	0.0%
Maxim Crane Works		0	0	0	0	28	0.0%
MB Professional Service, Inc.		0	0	0	0	8	0.0%
Mitsubishi Electric US, Inc.		0	0	0	0	4	0.0%
Mr. Crane, Inc.		0	0	0	0	27	0.0%
Newman Backhoe Service, Inc.		0	0	0	0	7	0.0%
NMN Construction		0	0	0	0	1	0.0%
Pacific Plumbing Company of Santa Ana	NEW	0	0	0	0	1	0.0%
Pavement Recycling Systems		0	0	0	0	8	0.0%
PCI		17	10	0	0	5	0.0%
Power One LLC		0	0	0	0	6	0.0%
PSC Industrial Outsourcing LP		0	0	0	0	11	0.0%
SteelPro Specialties		0	0	0	0	2	0.0%
Straight Up Surveying, Inc		0	0	0	0	2	0.0%
The Door Crew, Inc.		0	0	0	0	5	0.0%



## Midfield Satellite Course North

Data Received Through: April 30, 2020- Data Source: Contractor's LCP Tracker Report

Prime Contractor: Turner-PCL

Subcontractor Name	Reported Community Sponsorships	 HIRE LAX Graduates	Total Impact Workers	Total Local Workers	Total Workers	Local Hire % (Headcount)
Trademark Hoist Inc	0	0	0	0	3	0.0%
Ultra Welding, Inc.	0	0	0	0	6	0.0%
Veterans Engineering Services Inc	0	0	0	0	3	0.0%
Warren Collins & Associates, dba Collins Company	0	0	0	0	4	0.0%
WMB & Associates	0	0	0	0	3	0.0%
Won-Door Corporation	0	0	0	0	5	0.0%
	85	36	400	2367	7931	29.8%

**LAX PLA Article III, Section 6 Contractor Hiring Obligations** - . . . to maximize the employment of qualified local persons residing within the area of the Project, with the goal that at least 30% of each contractor's employees hired under this Agreement shall be either residents of the cities immediately adjacent to LAX or of the City of Los Angeles ("local residents"). Contractors shall develop a hiring plan and maintain records of their compliance efforts.