


Terminal Cores and APM Interface

Data Received Through: November 30, 2020 - Data Source: City's Summary of Hiring Monthly Report


Prime Contractor: Austin Commercial

Subcontractor Name		Reported Community Sponsorships	 HIRE LAX Graduates	Total Impact Workers	Total Impact and Local Workers	Total Workers	Local Hire % (Headcount)
American National Insulation DBA Coast	NEW	0	0	0	1	1	100.0%
Direct AV		0	0	0	1	1	100.0%
Lawrence Rosine		0	0	0	2	2	100.0%
Brundage - Bone Concrete Pumping		0	0	0	3	3	100.0%
Commercial West Group Inc.		0	0	0	5	5	100.0%
Fryman Management		0	0	8	25	32	78.1%
24 Hours Sweeping		0	0	1	3	4	75.0%
TEC Management Consultants Inc.		0	0	9	17	24	70.8%
Alliance Construction		0	0	0	2	3	66.7%
Better Way Plumbing		0	0	0	2	3	66.7%
Borbon Incorporated		0	0	1	1	2	50.0%
So Cal Fence		0	0	1	2	4	50.0%
Birdi Constructors Inc		0	0	2	4	8	50.0%
Limbach Company LP		0	0	1	4	8	50.0%
Comet Electric		0	0	0	10	21	47.6%
Safe Scaffolding	NEW	0	0	1	5	11	45.5%
Building Electronic Controls, Inc.		0	0	2	4	9	44.4%
Stefan Merli Plasterin Co Inc dba Merli Concrete		0	0	0	7	16	43.8%
Environmental Construction Group, Inc.		0	0	6	20	46	43.5%
Best Contracting Services, Inc.		0	0	0	6	14	42.9%
CSI Electrical Contractors, Inc		0	0	0	6	14	42.9%
Advance Fire Protection Co Inc		0	0	1	2	5	40.0%
Matrix Environmental, Inc.		0	0	3	33	83	39.8%
Corradini Corp		0	0	1	5	13	38.5%
Infinity Drywall Contracting Inc		4	4	8	39	108	36.1%
ISEC, Inc.		0	0	3	13	37	35.1%

Terminal Cores and APM Interface

Data Received Through: November 30, 2020 - Data Source: City's Summary of Hiring Monthly Report


Prime Contractor: Austin Commercial

Subcontractor Name	Reported Community Sponsorships	 HIRE LAX Graduates	Total Impact Workers	Total Impact and Local Workers	Total Workers	Local Hire % (Headcount)
Ground Penetrating Radar Systems LLC	0	0	1	1	3	33.3%
Site Solution Services	0	0	0	1	3	33.3%
KDC Inc DBA Dynaelectric	0	0	2	4	12	33.3%
CSA Constructors, Inc.	0	0	1	7	21	33.3%
Rebar Engineering, Inc	0	0	3	13	44	29.5%
J Colavin & Son Inc.	0	0	0	4	14	28.6%
Murray Plumbing & Heating Corp	0	0	1	3	11	27.3%
Traffic Management Inc	0	0	1	4	16	25.0%
ARB, Inc.	0	0	2	13	54	24.1%
CMZ Excavation Inc	0	0	1	3	13	23.1%
Martin Bros/Marcowall Inc	0	0	1	6	26	23.1%
G.O. Rodriguez Trucking, Inc	0	0	1	5	22	22.7%
Xcel Mechanical Systems, Inc	0	0	0	5	23	21.7%
Control Air Conditioning Corporation	0	0	0	6	28	21.4%
Perez Construction Group, Inc.	0	0	1	7	33	21.2%
P S 1 3 G Inc dba Partition Specialties	0	0	0	1	5	20.0%
Service Connected II Inc DBA SC Building Ma	0	0	0	2	10	20.0%
Streamline Fire Protection, Inc.	0	0	1	2	10	20.0%
Rosendin Electric, Inc.	0	0	4	20	101	19.8%
Elite Line Services Inc	0	0	1	3	16	18.8%
ConnorP81, Inc.	0	0	0	1	6	16.7%
Jones Sign Co, Inc.	0	0	1	1	6	16.7%
Brandsafway Services	0	0	0	2	13	15.4%
Aldridge Electric Inc dba Aldridge	0	0	1	1	7	14.3%
Elevators ETC	0	0	0	2	14	14.3%
California Hi-Tech Floors, Inc	0	0	0	3	21	14.3%
Bragg Investment Co Inc DBA Bragg Crane	0	0	3	17	132	12.9%
Wolverinefire Protection Co.	0	0	0	1	8	12.5%

Terminal Cores and APM Interface

Data Received Through: November 30, 2020 - Data Source: City's Summary of Hiring Monthly Report

Prime Contractor: Austin Commercial

Subcontractor Name	Reported Community Sponsorships	 HIRE LAX Graduates	Total Impact Workers	Total Impact and Local Workers	Total Workers	Local Hire % (Headcount)	
Anning-Johnson Company	0	0	0	3	25	12.0%	
Danny Letner Inc DBA Letner Roofing Company	0	0	1	1	9	11.1%	
Western Industrial Contractors	0	0	0	1	9	11.1%	
Condon-Johnson & Associates, Inc	0	0	0	2	20	10.0%	
Jordan Drywall Inc	0	0	0	1	11	9.1%	
Jezowski & Markel Contractors, Inc	0	0	0	1	15	6.7%	
Air Balance Co	0	0	0	0	1	0.0%	
California Construction Labor Services	0	0	0	0	1	0.0%	
Stumbaugh & Associates, Inc.	0	0	0	0	1	0.0%	
F3 & Associates, Inc	0	0	0	0	2	0.0%	
G & C Equipment Corporation	0	0	0	0	2	0.0%	
Karcher Firestopping Inc.	NEW	0	0	0	2	0.0%	
Karcher Insulation Inc	NEW	0	0	0	2	0.0%	
Veterans Engineering Services Inc.		0	0	0	2	0.0%	
A G I Marble Company Inc	NEW	0	0	0	3	0.0%	
Fusion Sign & Design, Inc.		0	0	0	4	0.0%	
Mr Crane Inc		0	0	0	4	0.0%	
L N A Concrete Estructures Inc		0	0	0	6	0.0%	
Cosco Fire Protection, Inc.		0	0	0	7	0.0%	
Vertical Access Inc.		0	0	0	8	0.0%	
Pacific Architectural Woodworking, Inc.		0	0	0	10	0.0%	
C Below, Inc.		0	0	0	11	0.0%	
Performance Contracting, Inc.		1	1	0	13	0.0%	
Western Allied Corporation		0	0	0	18	0.0%	
		5	5	75	369	1335	27.6%

Terminal Cores and APM Interface

Data Received Through: November 30, 2020 - Data Source: City's Summary of Hiring Monthly Report

Prime Contractor: Austin Commercial

Subcontractor Name	Reported Community Sponsorships	 HIRE LAX Graduates	Total Impact Workers	Total Impact and Local Workers	Total Workers	Local Hire % (Headcount)
--------------------	---------------------------------	---	----------------------	--------------------------------	---------------	--------------------------

LAX PLA Article III, Section 6 Contractor Hiring Obligations - . . . to maximize the employment of qualified local persons residing within the area of the Project, with the goal that at least 30% of each contractor's employees hired under this Agreement shall be either residents of the cities immediately adjacent to LAX or of the City of Los Angeles ("local residents"). Contractors shall develop a hiring plan and maintain records of their compliance efforts.