


## Intermodal Transportation Facility West

Data Received Through: August 31, 2021 - Data Source: Contractor's LCP Tracker Report


Prime Contractor: Swinerton

Subcontractor Name	Reported Community Sponsorships	 HIRE LAX Graduates	Total Impact Workers	Total Impact and Local Workers	Total Workers	Local Hire % (Headcount)
CR Insulation	0	0	0	2	2	100.0%
Hammer Down Transportation	0	0	4	10	13	76.9%
TEC Management Consultants Inc	0	0	6	10	13	76.9%
Jovi Electric, LLC	0	0	1	3	4	75.0%
CA Signs	0	0	0	8	11	72.7%
Apex Cabling, Inc.	0	0	2	5	7	71.4%
Bonas Company	0	0	0	2	3	66.7%
Dinamic Modular Construction	0	0	0	2	3	66.7%
Giroux Glass, Inc	0	0	1	2	3	66.7%
Karcher Insulation	0	0	1	2	3	66.7%
Wagner Engineering & Survey Inc	0	0	0	5	8	62.5%
Fryman Management Inc.	0	0	1	3	5	60.0%
West Coast Fire Stopping Inc	0	0	1	3	5	60.0%
El Prado Cleaning Service, Inc.	NEW	0	0	19	32	59.4%
EER, Inc.	0	0	0	7	12	58.3%
24 Hour Sweeping, Inc	0	0	1	4	7	57.1%
Streamline Integration	0	0	2	14	25	56.0%
Sterndahl Enterprises	0	0	1	5	9	55.6%
Direct AV	0	0	1	11	21	52.4%
Barbold Services LLC	0	0	0	1	2	50.0%
Kehoe Testing & Engineering, Inc.	0	0	0	1	2	50.0%
Millwork Pioneers, Inc.	0	0	1	1	2	50.0%
Geotechnical Professionals Inc.	0	0	2	2	4	50.0%
Nor Cal Pipeline	0	0	1	2	4	50.0%
Travertine Inc.	0	0	0	2	4	50.0%
Randall McAnany Company	0	0	0	3	6	50.0%

# Intermodal Transportation Facility West

Data Received Through: August 31, 2021 - Data Source: Contractor's LCP Tracker Report


Prime Contractor: Swinerton

Subcontractor Name	Reported Community Sponsorships	 HIRE LAX Graduates	Total Impact Workers	Total Impact and Local Workers	Total Workers	Local Hire % (Headcount)
Birdi Inc dba Birdi & Associates, Inc.	0	0	2	5	10	50.0%
Stonerock Tile, Inc	0	0	0	6	12	50.0%
City Commercial Plumbing	0	0	1	15	30	50.0%
Pierre Landscape, Inc	0	0	1	10	23	43.5%
Danny Letner Inc dba Letner Roofing Company	0	0	1	3	7	42.9%
Patriot Environmental Services	0	0	1	6	14	42.9%
GECTWO, Inc	0	0	5	13	31	41.9%
Borbon, Inc	0	0	1	26	62	41.9%
Environmental Construction Group, Inc.	0	0	7	39	94	41.5%
Advanced Access Controls, Inc	0	0	0	2	5	40.0%
Citadel EHS	0	0	0	2	5	40.0%
Washington Iron Works	0	0	0	2	5	40.0%
Woods Commercial Door, Inc.	0	0	1	2	5	40.0%
Sherrin Glass & Metal, Inc.	0	0	1	4	10	40.0%
R.J. & J Construction Inc	0	0	5	13	33	39.4%
Jones Sign Co, Inc.	0	0	2	7	18	38.9%
Crown Fence	0	0	0	14	36	38.9%
Best Contracting Services, Inc.	0	0	2	10	26	38.5%
Building Electronic Controls, Inc.	0	0	3	10	26	38.5%
JMH Engineering and Construction	0	0	3	11	29	37.9%
Commercial Interiors Acoustics Inc	0	0	0	3	8	37.5%
Southern California Grading Inc	0	0	4	19	51	37.3%
Bali Construction	0	0	9	40	108	37.0%
Elite Glazing Group, Inc.	0	0	1	4	11	36.4%
Taft Electric Company	0	0	6	29	85	34.1%
Hixson Backhoe Services, Inc.	0	0	0	1	3	33.3%
Karcher Firestopping, Inc	0	0	0	1	3	33.3%

# Intermodal Transportation Facility West

Data Received Through: August 31, 2021 - Data Source: Contractor's LCP Tracker Report


Prime Contractor: Swinerton

Subcontractor Name	Reported Community Sponsorships	 HIRE LAX Graduates	Total Impact Workers	Total Impact and Local Workers	Total Workers	Local Hire % (Headcount)
Precision Air Balance	0	0	0	1	3	33.3%
Subsurface Imaging	0	0	0	1	3	33.3%
Pan-Pacific Mechanical	0	0	0	2	6	33.3%
Polaris Electric Co, Inc.	0	0	3	4	12	33.3%
Psomas	0	0	0	4	12	33.3%
Interior Resources Inc dba Coomercial Interior Resources	0	0	0	5	15	33.3%
Shambaugh & Son, LP	0	0	0	6	18	33.3%
All American Asphalt	0	0	1	8	24	33.3%
Terra Pave	0	0	2	8	24	33.3%
Excel Paving Company	0	0	0	11	33	33.3%
Jezowski & Markel Contractors Inc dba J & M Concrete Contractor Inc.	0	0	2	12	36	33.3%
Morrow Meadows Corporation	0	0	12	66	206	32.0%
Frank S Smith Masonry	0	0	4	31	100	31.0%
CMZ Excavation Inc	0	0	1	4	13	30.8%
RMA Group	0	0	1	3	10	30.0%
Pacific Steel Group	0	0	12	93	322	28.9%
Brundage Bone Concrete Pumping, Inc. dba JLS Concrete Pumping	0	0	0	2	7	28.6%
Sign Industries, Inc.	0	0	0	2	7	28.6%
Alpha & Omega Pavers, Inc	0	0	1	5	18	27.8%
Mike Zarp, Inc.	0	0	3	10	37	27.0%
Swinerton Builders	7	7	24	114	433	26.3%
Custom Modular Services Corporation	0	0	0	1	4	25.0%
MSL Electric, Inc.	0	0	2	5	20	25.0%
Quality Construction services, LLC	0	0	2	10	42	23.8%
ABC Resources, Inc.	0	0	0	4	17	23.5%
The JV Land Clearing	0	0	0	3	13	23.1%
Penhall Company	0	0	2	7	31	22.6%
Schindler Elevator Corporation	0	0	0	5	23	21.7%

## Intermodal Transportation Facility West

Data Received Through: August 31, 2021 - Data Source: Contractor's LCP Tracker Report


Prime Contractor: Swinerton

Subcontractor Name	Reported Community Sponsorships	 HIRE LAX Graduates	Total Impact Workers	Total Impact and Local Workers	Total Workers	Local Hire % (Headcount)
Murray Company	0	0	1	15	73	20.5%
Doortek Systems, Inc.	0	0	0	1	5	20.0%
Ondatje Contracting Inc.	0	0	1	1	5	20.0%
Connor Concrete Cutting & Coring	0	0	1	2	10	20.0%
Moran Consulting Corporation	0	0	0	2	10	20.0%
Traffic Management, Inc.	0	0	0	4	21	19.0%
AMPCO Landscape, Inc. dba Earthscapes	0	0	1	4	23	17.4%
Eberhard	0	0	0	6	36	16.7%
Cowelco	0	0	3	10	68	14.7%
Thermalair, Inc.	0	0	0	2	14	14.3%
Gonsalves & Santucci Inc dba Conco Pumping (Cement)	0	0	1	4	28	14.3%
Vertical Access, Inc	0	0	1	3	23	13.0%
Marne Construction, Inc.	0	0	0	10	78	12.8%
Calcoast Steel, Inc	0	0	0	1	8	12.5%
Cosco Fire Protection	0	0	0	1	9	11.1%
Pavement Recycling Systems, Inc	0	0	0	1	9	11.1%
Maxim Crane Works	0	0	0	2	18	11.1%
Western Allied Corporation	0	0	0	3	27	11.1%
Reliable Construction Services, LLC	0	0	0	1	13	7.7%
C Below Inc	0	0	1	1	30	3.3%
Cardno, Inc.	0	0	0	0	1	0.0%
Century Sweeping	0	0	0	0	1	0.0%
Corradini Corp	NEW	0	0	0	1	0.0%
D&D Laser Screed	0	0	0	0	1	0.0%
Door Systems Inc.	0	0	0	0	1	0.0%
Haasco, Inc.	0	0	0	0	1	0.0%
Karcher Interior Systems, Inc.	0	0	0	0	1	0.0%

## Intermodal Transportation Facility West

Data Received Through: August 31, 2021 - Data Source: Contractor's LCP Tracker Report


Prime Contractor: Swinerton

Subcontractor Name	Reported Community Sponsorships	 HIRE LAX Graduates	Total Impact Workers	Total Impact and Local Workers	Total Workers	Local Hire % (Headcount)
LA Excavating Inc dba Alward Equipment Rental	0	0	0	0	1	0.0%
Martin Bros./Marcowall, Inc.	0	0	0	0	1	0.0%
Miller Equipment Co	0	0	0	0	1	0.0%
Moran Manhole Builders Inc.	0	0	0	0	1	0.0%
P & E Insulation Inc	0	0	0	0	1	0.0%
2R Drilling, Inc.	0	0	0	0	2	0.0%
Accurate Line Locating, Inc.	0	0	0	0	2	0.0%
Advanced Trucking Services, Inc.	0	0	0	0	2	0.0%
Koppl Pipeline Services	0	0	0	0	2	0.0%
Lonestar West Services LLC	0	0	0	0	2	0.0%
Poot Trucking	0	0	0	0	2	0.0%
Quality Reinforcing, Inc	0	0	0	0	2	0.0%
Savala Equipment CO	0	0	0	0	2	0.0%
Asphalt, Fabric and Engineering, Inc	0	0	0	0	3	0.0%
N.M.N. Construction, Inc.	0	0	0	0	3	0.0%
PSI3G, Inc. dba Partition Specialties	NEW	0	0	0	3	0.0%
Farwest Insulation Contracting	0	0	0	0	4	0.0%
Gonsalves & Santucci Inc dba Conco Pumping	0	0	0	0	4	0.0%
Harpers Backhoe Service Inc	0	0	0	0	4	0.0%
Architectural Design & Signs, Inc.	0	0	0	0	5	0.0%
Matt Chlor Inc	0	0	0	0	5	0.0%
Pro Installations, Inc DBA Prospectra Contract Flooring	0	0	0	0	5	0.0%
Siteline Interior Carpentry	0	0	0	0	5	0.0%
Commercial Scaffolding of CA, Inc.	0	0	0	0	6	0.0%
Preferred Construction Specialist, Inc.	0	0	0	0	7	0.0%
Bragg Crane Service	0	0	0	0	10	0.0%
JLM Installation, Inc	0	0	0	0	10	0.0%

## Intermodal Transportation Facility West

Data Received Through: August 31, 2021 - Data Source: Contractor's LCP Tracker Report

Prime Contractor: Swinerton

Subcontractor Name	Reported Community Sponsorships	 HIRE LAX Graduates	Total Impact Workers	Total Impact and Local Workers	Total Workers	Local Hire % (Headcount)
Torrent Resources	0	0	0	0	11	0.0%
PCI Striping	0	0	0	0	23	0.0%
	7	7	164	927	3093	30.0%

**LAX PLA Article III, Section 6 Contractor Hiring Obligations** - . . . to maximize the employment of qualified local persons residing within the area of the Project, with the goal that at least 30% of each contractor's employees hired under this Agreement shall be either residents of the cities immediately adjacent to LAX or of the City of Los Angeles ("local residents"). Contractors shall develop a hiring plan and maintain records of their compliance efforts.