


LAMP Automated People Mover Project

Data Received Through: February 28, 2021 - Data Source: Contractor's LCP Tracker Report


Prime Contractor: LINXS

Subcontractor Name	Reported Community Sponsorships	 HIRE LAX Graduates	Total Impact Workers	Total Impact and Local Workers	Total Workers	Local Hire % (Headcount)
Gaul & Gaul dba Craftsman Concrete Cutting	0	0	0	1	1	100.0%
Hammer Down Transportation Inc	0	0	0	1	1	100.0%
24 Hour Sweeping, Inc.	0	0	1	6	8	75.0%
Kehoe Engineering & Testing, Inc.	0	0	1	3	4	75.0%
Zolnay Insulation Inc	0	0	0	3	4	75.0%
Pacific Drilling Company	0	0	2	9	13	69.2%
Fryman Management Inc	1	0	15	74	111	66.7%
ADF International, Inc. which will do business in California as ADF Steel, Inc	NEW	0	0	2	3	66.7%
ABC Liovin Drilling Inc	0	0	1	8	16	50.0%
Group Delta	0	0	0	2	4	50.0%
Badger Daylighting	0	0	0	1	2	50.0%
Koppl Pipeline Services	0	0	0	1	2	50.0%
Matrix Environmental	0	0	3	61	141	43.3%
JT Winsatt Contracting Company	0	0	1	16	37	43.2%
Belcastro Construction Management	0	0	2	3	7	42.9%
ISEC Inc	0	0	1	3	7	42.9%
W Contracting Corporation	0	0	0	3	7	42.9%
Corpro Companies	0	0	0	2	5	40.0%
Crosstown Electric & Data Inc.	0	0	0	2	5	40.0%
Hixson Backhoe Service Inc	0	0	0	2	5	40.0%
LINXS Constructors	6	6	59	230	593	38.8%
Concrete Coring Company	0	0	2	8	21	38.1%
Cosco Fire Protection	1	1	1	17	45	37.8%
RJ & J Construction Inc	0	0	5	12	32	37.5%
Nevell Group Inc	0	0	0	3	8	37.5%

LAMP Automated People Mover Project

Data Received Through: February 28, 2021 - Data Source: Contractor's LCP Tracker Report


Prime Contractor: LINXS

Subcontractor Name	Reported Community Sponsorships	 HIRE LAX Graduates	Total Impact Workers	Total Impact and Local Workers	Total Workers	Local Hire % (Headcount)
Pan-Pacific Mechanical	0	0	4	29	78	37.2%
Comet Electric	1	0	1	38	103	36.9%
Penhall Company	0	0	1	4	11	36.4%
Rosendin Electric	1	1	17	49	138	35.5%
Techno Coatings Inc	0	0	2	12	34	35.3%
Miller Equipment Rental	0	0	4	9	26	34.6%
The JV Land Clearing Company Inc	0	0	0	5	15	33.3%
Crown Fence Company	0	0	0	3	9	33.3%
Maxwell's Backhoe Inc DBA MBI Excavation (Sub to Pan-Pacific Mechanical)	0	0	0	1	3	33.3%
Frank S. Smith Masonry Inc.	0	0	3	17	53	32.1%
Diversified Production Services, Inc.	0	0	2	10	32	31.3%
CMC Rebar West	0	0	6	36	116	31.0%
Pacific Steel Group	0	0	1	4	13	30.8%
Lucas Builders	0	0	3	11	36	30.6%
Griffith Companu	NEW	0	1	13	44	29.5%
Bill Carr Surveys, Inc.	0	0	1	4	14	28.6%
Bagatelos Architectural Glass Systems	0	0	0	2	7	28.6%
The Culver Group	0	0	5	5	18	27.8%
Norcal Pipeline Services	1	1	3	21	76	27.6%
Building Electronic Controls	0	0	1	3	11	27.3%
Century Sweeping	0	0	1	4	15	26.7%
Veterans Engineering Services Inc.	0	0	0	3	12	25.0%
Halco Testing Services	0	0	1	1	4	25.0%
Industrial High Voltage	0	0	0	1	4	25.0%
Rebar Engineering	0	0	0	1	4	25.0%
Legacy Foundations	0	0	7	20	81	24.7%

LAMP Automated People Mover Project

Data Received Through: February 28, 2021 - Data Source: Contractor's LCP Tracker Report


Prime Contractor: LINXS

Subcontractor Name	Reported Community Sponsorships	 HIRE LAX Graduates	Total Impact Workers	Total Impact and Local Workers	Total Workers	Local Hire % (Headcount)
Sequoia Consultants, Inc.	0	0	2	13	55	23.6%
Sterndahl Enterprises, Inc	0	0	2	10	47	21.3%
Allied Steel Co. Inc,	0	0	1	2	10	20.0%
Connor Concrete Cutting & Coring	0	0	1	1	5	20.0%
Merli Concrete Pumping	0	0	0	1	5	20.0%
Smithson Electric	0	0	0	1	5	20.0%
Pre-Fab Builders Inc.	0	0	3	9	49	18.4%
Tahlequah Rebar Info	0	0	2	7	40	17.5%
2R Drilling	0	0	0	2	12	16.7%
Imperial Specialty Contracting Inc.	NEW	0	0	1	6	16.7%
Site Solution Services, Inc.	0	0	0	1	6	16.7%
Integrity Rebar Placers	0	0	1	13	82	15.9%
Malcolm Drilling	0	0	1	3	19	15.8%
Standard Drywall Inc.	0	0	1	2	14	14.3%
Red Hawk Services	0	0	1	2	15	13.3%
Dywidag Systems International	0	0	0	4	32	12.5%
Alert Insulation Company Inc.	0	0	0	1	9	11.1%
G & F Concrete Cutting	0	0	1	2	22	9.1%
ADF Structural Steel	0	0	0	1	13	7.7%
C Below Inc	1	1	1	1	16	6.3%
Chavan Trucking	0	0	0	1	17	5.9%
Shaw & Sons Inc.	0	0	0	1	33	3.0%
Maxim Crane LP	0	0	0	1	34	2.9%
Bragg Crane Service	0	0	0	1	44	2.3%
Vertical Access, Inc	0	0	0	0	22	0.0%
Baryeh Construction	0	0	0	0	20	0.0%

LAMP Automated People Mover Project

Data Received Through: February 28, 2021 - Data Source: Contractor's LCP Tracker Report


Prime Contractor: LINXS

Subcontractor Name	Reported Community Sponsorships	 HIRE LAX Graduates	Total Impact Workers	Total Impact and Local Workers	Total Workers	Local Hire % (Headcount)
Reliable Construction Services LLC	0	0	0	0	20	0.0%
H.D. Construction Equipment Inc. (HDCE)	0	0	0	0	14	0.0%
Commercial Scaffolding of CA Inc	0	0	0	0	10	0.0%
Bragg Heavy Transport	0	0	0	0	7	0.0%
Cascade Drilling LP	0	0	0	0	7	0.0%
Hipp Wrap Containment	0	0	0	0	7	0.0%
Torrent Resources (CA) Inc	0	0	0	0	6	0.0%
Barneys Hole Digging	0	0	0	0	5	0.0%
David L. Addison dba Addison Equipment Rental	0	0	0	0	5	0.0%
Dean's Certifies Welding Inc.	0	0	0	0	5	0.0%
Del Secco Diamond Core & Saw Inc.	0	0	0	0	4	0.0%
NMN Construction	0	0	0	0	4	0.0%
Sunstate Installations	NEW	0	0	0	4	0.0%
The LKR Group, Inc.	0	0	0	0	4	0.0%
ACE Concrete Cutting, Inc.	0	0	0	0	3	0.0%
CMF Inc.	NEW	0	0	0	3	0.0%
Traffic Loops Crackfilling Inc.	0	0	0	0	3	0.0%
A-Gas US Inc., dba Rapid Recovery	0	0	0	0	2	0.0%
Anning-Johnson Company	0	0	0	0	2	0.0%
Fastrack Rentals	0	0	0	0	2	0.0%
Mr Crane	0	0	0	0	2	0.0%
Schindler Elevator Corporation	0	0	0	0	2	0.0%
Troyer Contracting Company	NEW	0	0	0	2	0.0%
Woods Commercial Door Inc	0	0	0	0	2	0.0%
ARS Construction Services, Inc. dba Concrete Cutters International	0	0	0	0	1	0.0%
CMZ Excavation, Inc.	0	0	0	0	1	0.0%

LAMP Automated People Mover Project

Data Received Through: February 28, 2021 - Data Source: Contractor's LCP Tracker Report

Prime Contractor: LINXS

Subcontractor Name		Reported Community Sponsorships	 HIRE LAX Graduates	Total Impact Workers	Total Impact and Local Workers	Total Workers	Local Hire % (Headcount)
Crane Rental Service Inc	NEW	0	0	0	0	1	0.0%
Ground Penetrating Radar Systems LLC		0	0	0	0	1	0.0%
JT Excavating		0	0	0	0	1	0.0%
Matt Chlor Inc		0	0	0	0	1	0.0%
R.J. Lalonde Inc		0	0	0	0	1	0.0%
Terry Rhodes Backhoe Service Inc.		0	0	0	0	1	0.0%
		12	10	175	860	2804	30.7%

LAX PLA Article III, Section 6 Contractor Hiring Obligations - . . . to maximize the employment of qualified local persons residing within the area of the Project, with the goal that at least 30% of each contractor's employees hired under this Agreement shall be either residents of the cities immediately adjacent to LAX or of the City of Los Angeles ("local residents"). Contractors shall develop a hiring plan and maintain records of their compliance efforts.