


## United Airlines East Hangar Redevelopment

Data Received Through: March 31, 2021 - Data Source: Contractor's LCP Tracker Report


Prime Contractor: AECOM Hunt

Subcontractor Name	Reported Community Sponsorships	 HIRE LAX Graduates	Total Impact Workers	Total Impact and Local Workers	Total Workers	Local Hire % (Headcount)	
Fast Foward Concrete Cutting, Inc.	0	0	0	1	1	100.0%	
Los Angeles Deluxe Sweeping	0	0	1	1	1	100.0%	
Raymond Trucking	0	0	0	1	1	100.0%	
CA Signs	0	0	0	2	2	100.0%	
Fryman Management	0	0	2	6	7	85.7%	
TEC Management Consultants	0	0	10	17	23	73.9%	
24 Hour Sweeping Inc	0	0	1	7	10	70.0%	
Farwest Insulation Contracting	0	0	2	2	3	66.7%	
Koppl Pipeline Services, Inc.	0	0	0	2	3	66.7%	
West Coast Firestopping	0	0	1	2	3	66.7%	
Machado Environmental/Air Duct Cleaning	0	0	0	3	5	60.0%	
Better Way Plumbing & Repairs, Inc dba Better Way Mechanical Plumbing	0	0	0	6	10	60.0%	
Alliance Construction Services, Inc.	0	0	0	7	12	58.3%	
T&M Construction	0	0	2	35	61	57.4%	
Birdi & Associates, Inc.	NEW	0	0	1	4	7	57.1%
Mega Fixtures Installers, Inc.	0	0	0	8	14	57.1%	
Building Specialty Systems	NEW	0	0	0	1	2	50.0%
C&K United Sheet Metal & Mechanical Inc	NEW	0	0	0	1	2	50.0%
Concrete Coring	0	0	0	1	2	50.0%	
Direct AV	0	0	0	3	6	50.0%	
Siege Electric, Inc	0	0	1	3	6	50.0%	
El Prado Cleaning Service, Inc.	0	0	0	9	18	50.0%	
Morrow Meadows Corporation	0	0	5	25	53	47.2%	
Building Electronic Controls	0	0	3	6	13	46.2%	
Letner Roofing	0	0	1	5	11	45.5%	
Comet Electric Inc.	0	0	0	7	16	43.8%	
Air-Tec aka Clay Dunn Enterprises, Inc.	0	0	2	9	21	42.9%	

## United Airlines East Hangar Redevelopment

Data Received Through: March 31, 2021 - Data Source: Contractor's LCP Tracker Report


Prime Contractor: AECOM Hunt

Subcontractor Name	Reported Community Sponsorships	 HIRE LAX Graduates	Total Impact Workers	Total Impact and Local Workers	Total Workers	Local Hire % (Headcount)
Alameda Construction Services, Inc -Hunt Construction, Inc	0	0	1	16	38	42.1%
Conco Pumping DBA Gonzalves & Santucci	0	0	1	2	5	40.0%
Décor Interior Design Inc.	0	0	0	2	5	40.0%
Industry Drywall & Framing, Inc	0	0	1	4	10	40.0%
Veterans Engineering Services, Inc.	0	0	0	3	8	37.5%
Crown Fence Co.	0	0	0	14	38	36.8%
Morrow Meadows Corporation	0	0	7	23	63	36.5%
Southwest Steel of California	0	0	1	4	11	36.4%
Southern California Grading, Inc	0	0	2	15	42	35.7%
Morrow Meadows Corporation	0	0	8	23	65	35.4%
Steve Bubalo Constrution Co.	0	0	5	9	26	34.6%
Associated Ready Mixed Concrete	0	0	1	1	3	33.3%
Gec2, Inc	0	0	1	1	3	33.3%
ISEC, Inc.	0	0	0	6	18	33.3%
LA Steel Services, Inc	0	0	1	6	18	33.3%
R & R Masonry	0	0	1	14	42	33.3%
GGG Demolition, Inc. aka Miller Environmental	0	0	2	17	51	33.3%
B&D Equipment Rental, Inc	0	0	1	22	68	32.4%
Cosco Fire Protection	0	0	0	7	22	31.8%
Rebar Engineering	0	0	3	20	63	31.7%
Condon-Johnson & Associates Inc.	0	0	3	18	57	31.6%
Environmental Construction Group, Inc.	0	0	4	9	30	30.0%
Aragon Construction	0	0	4	7	24	29.2%
Badger Daylighting Corp	0	0	0	2	7	28.6%
Industrial High Voltage	0	0	0	2	7	28.6%
Triumph Painting	0	0	0	4	14	28.6%
Concrete Coring	0	0	1	6	21	28.6%
Bapko Metal	0	0	3	12	42	28.6%

# United Airlines East Hangar Redevelopment

Data Received Through: March 31, 2021 - Data Source: Contractor's LCP Tracker Report


Prime Contractor: AECOM Hunt

Subcontractor Name	Reported Community Sponsorships	 HIRE LAX Graduates	Total Impact Workers	Total Impact and Local Workers	Total Workers	Local Hire % (Headcount)
Power One	0	0	1	9	32	28.1%
Chief Engineering Co.	0	0	2	7	25	28.0%
ACCO Engineered Systems (Hangar & GSE)	0	0	8	31	112	27.7%
The Culver Group, Inc.	0	0	3	3	11	27.3%
SME Industries	0	0	4	12	44	27.3%
C.A. Buchen Corp	0	0	0	4	15	26.7%
CSI Electrical Contractors, Inc.	0	0	2	7	27	25.9%
Morley Construction Company, Inc.	1	1	12	54	212	25.5%
Griffith Company	0	0	14	50	197	25.4%
Mr. Crane	0	0	0	1	4	25.0%
Lawrence W. Rosine Co.	0	0	0	2	8	25.0%
Penhall Company	0	0	1	2	8	25.0%
Crown Corr Inc.	0	0	1	10	40	25.0%
ACCO Engineered Systems	0	0	0	7	29	24.1%
Murray Company	0	0	2	16	73	21.9%
MSL Electric	0	0	1	3	14	21.4%
Sunstate Installations	0	0	1	7	33	21.2%
Coast Building Products	0	0	0	1	5	20.0%
Hixson Backhoe	0	0	0	1	5	20.0%
Proulx Company, Inc	0	0	0	1	5	20.0%
Signature Flooring	NEW	0	0	1	5	20.0%
Zefiro Corporation	0	0	0	1	5	20.0%
Hectors Marroquin dba Hectors Roofing	0	0	0	2	10	20.0%
Power One LLC	0	0	3	8	40	20.0%
Martin Bros./Marcowall Inc.	0	0	4	16	83	19.3%
3531 Trucking Inc.	0	0	0	2	11	18.2%
ABC Resources, Inc.	0	0	0	2	11	18.2%
JLS Concrete Pumping	0	0	0	1	6	16.7%

## United Airlines East Hangar Redevelopment

Data Received Through: March 31, 2021 - Data Source: Contractor's LCP Tracker Report


Prime Contractor: AECOM Hunt

Subcontractor Name	Reported Community Sponsorships	 HIRE LAX Graduates	Total Impact Workers	Total Impact and Local Workers	Total Workers	Local Hire % (Headcount)
R.J. Lalonde, Inc.	0	0	1	1	6	16.7%
Star Hardware	0	0	0	1	6	16.7%
Anning-Johnson Company	0	0	2	18	110	16.4%
Diversified Production Services, Inc.	0	0	1	7	45	15.6%
The Herrick Corporation	0	0	5	16	104	15.4%
PG Cutting Services	0	0	1	2	14	14.3%
Matrix Environmental, Inc.	0	0	0	2	15	13.3%
Cablemasters	0	0	0	1	8	12.5%
California PumpCrete Inc aka California Pump Crete Inc.	0	0	0	1	8	12.5%
J Colavin & Son, Inc.	0	0	0	1	8	12.5%
Nold's Equipment	0	0	1	1	8	12.5%
Rouch Rebar	0	0	0	1	8	12.5%
Savala Equipment Company	0	0	0	2	18	11.1%
Service West, Inc.	0	0	0	5	52	9.6%
Kone, Inc	0	0	0	1	11	9.1%
Southwest Specialty Contractors	NEW	0	0	1	11	9.1%
Karcher Interior Systems, Inc	0	0	0	1	12	8.3%
Pavement Recycling Systems, Inc	0	0	0	1	13	7.7%
J & M Concrete Contractors, Inc aka Jezowski & Markel Contractors, Inc	0	0	0	2	26	7.7%
C Below Inc	0	0	1	1	25	4.0%
Air Balance Co., Inc.	0	0	0	0	1	0.0%
Antigo Construction Inc	0	0	0	0	1	0.0%
Assa Abloy Entrance Systems US Inc	NEW	0	0	0	1	0.0%
Bill Petty's Backhoe Services Inc	0	0	0	0	1	0.0%
Cascade Drilling	0	0	0	0	1	0.0%
ECCO Equipment	0	0	0	0	1	0.0%
GBH Enterprises, Inc.	0	0	0	0	1	0.0%
Griffith Company	0	0	0	0	1	0.0%

# United Airlines East Hangar Redevelopment

Data Received Through: March 31, 2021 - Data Source: Contractor's LCP Tracker Report


Prime Contractor: AECOM Hunt

Subcontractor Name	Reported Community Sponsorships	 HIRE LAX Graduates	Total Impact Workers	Total Impact and Local Workers	Total Workers	Local Hire % (Headcount)
Lonestar West Services, LLC	0	0	0	0	1	0.0%
Magna Transportation	0	0	0	0	1	0.0%
So-Cal Insulation	0	0	0	0	1	0.0%
Suttles Plumbing	0	0	0	0	1	0.0%
Addison Equipment Rental	0	0	0	0	2	0.0%
A-Gas US aka Rapid Recovery	0	0	0	0	2	0.0%
Alameda Construction Services, Inc/Condon-Johnson, Inc	0	0	0	0	2	0.0%
Cutting Edge Concrete Cutting	0	0	0	0	2	0.0%
Dinamic Modular Construction	0	0	0	0	2	0.0%
G&G Door Products	0	0	0	0	2	0.0%
Ground Penetrating Radar Systems, LLC	0	0	0	0	2	0.0%
Matt-Chlor, Inc.	0	0	0	0	2	0.0%
Newman Equipment	0	0	0	0	2	0.0%
NMN Construction	0	0	0	0	2	0.0%
Nor-Cal Pipeline Services	0	0	0	0	2	0.0%
Oldcastle Infrastructure, Inc/Oldcastle Precast	0	0	0	0	2	0.0%
Premier Tile & Marble	0	0	0	0	2	0.0%
Quick Deck Inc	0	0	0	0	2	0.0%
The Crane Guys LLC	NEW	0	0	0	2	0.0%
Traffic Management, Inc.	0	0	0	0	2	0.0%
BHC Crane LLC aka Bob Hill Hydraulic Crane Rental	0	0	0	0	3	0.0%
Cell-crete Corporation	0	0	0	0	3	0.0%
Dunkel Bros Macninery Moving Inc	0	0	0	0	3	0.0%
Orange County Plastering Company, Inc.	0	0	0	0	3	0.0%
Wiz Air Inc. DBA Equal Air Balance Company	0	0	0	0	3	0.0%
McKeon Door West	0	0	0	0	4	0.0%
Secsol DBA Security Solution	0	0	0	0	4	0.0%
Hill Crane Service, Inc.	0	0	0	0	5	0.0%

## United Airlines East Hangar Redevelopment

Data Received Through: March 31, 2021 - Data Source: Contractor's LCP Tracker Report

Prime Contractor: AECOM Hunt

Subcontractor Name	Reported Community Sponsorships	 HIRE LAX Graduates	Total Impact Workers	Total Impact and Local Workers	Total Workers	Local Hire % (Headcount)
Security Paving	0	0	0	0	5	0.0%
Newman Backhoe Service, Inc.	0	0	0	0	6	0.0%
Performance Contracting, Inc	0	0	0	0	6	0.0%
Site Scan aka RMA Group	0	0	0	0	6	0.0%
Southcoast Acoustical interiors, Inc	0	0	0	0	6	0.0%
Torrent Resources	0	0	0	0	6	0.0%
West Coast Fire Protection, Inc	0	0	0	0	6	0.0%
Nolan Excavation Inc	0	0	0	0	8	0.0%
Cal Empire Engineering Inc	0	0	0	0	9	0.0%
Connor Concrete Cutting and Coring	0	0	0	0	9	0.0%
VFC	0	0	0	0	9	0.0%
Marine Construction, Inc	NEW	0	0	0	11	0.0%
RED HAWK FENCE AND ENVIRONMENTAL SERVICES dba Red Hawk F	0	0	0	0	13	0.0%
Guida Surveying, Inc.	0	0	0	0	16	0.0%
PCI Striping	0	0	0	0	16	0.0%
	1	1	154	770	2896	26.6%

**LAX PLA Article III, Section 6 Contractor Hiring Obligations** - . . . to maximize the employment of qualified local persons residing within the area of the Project, with the goal that at least 30% of each contractor's employees hired under this Agreement shall be either residents of the cities immediately adjacent to LAX or of the City of Los Angeles ("local residents"). Contractors shall develop a hiring plan and maintain records of their compliance efforts.