


# LAMP ConRAC


Data Received Through: May 31, 2021 - Data Source: Contractor's LCP Tracker Report  
Prime Contractor: PCL

Subcontractor Name	Reported Community Sponsorships	 HIRE LAX Graduates	Total Impact Workers	Total Impact and Local Workers	Total Workers	Local Hire % (Headcount)
IRBF Trucking, LLC	0	0	1	1	1	100.0%
Zerke's Electric	0	0	1	2	2	100.0%
Fryman Management Inc	0	0	1	6	7	85.7%
PCL Construction Services Inc	4	1	5	29	38	76.3%
Max Out Inc	0	0	2	12	16	75.0%
Jones Sign Co., Inc	0	0	0	2	3	66.7%
Quality Plumbing Service	0	0	3	4	6	66.7%
J.E Snyder Electric, Inc	0	0	4	5	8	62.5%
Makai Solutions	3	0	1	5	8	62.5%
Direct A/V	0	0	1	8	13	61.5%
Eberhard / Eberhard Energy Systems	0	0	2	15	28	53.6%
Hasson Painting Contractors, Inc	0	0	6	12	23	52.2%
J N A Builders Inc.	0	0	5	21	41	51.2%
Geo Design, Inc.	0	0	1	1	2	50.0%
Kehoe Testing & Engineering	0	0	0	1	2	50.0%
Savala Equipment Company	0	0	0	1	2	50.0%
West Coast Fire Stopping, Inc.	0	0	0	1	2	50.0%
First Fire Systems, Inc	NEW	0	0	2	4	50.0%
Valerie J Herder DBA Triumph Painting	0	0	0	2	4	50.0%
Geotechnical Professionals Inc	0	0	2	3	6	50.0%
Expansion Specialties, Inc.	3	0	2	4	8	50.0%
Mike Zarp	1	0	2	12	25	48.0%
Cosco Fire Protection	4	0	2	16	34	47.1%
Crown Fence	2	0	0	13	28	46.4%
Pan-Pacific Mechanical LLC	4	0	0	14	32	43.8%
Dinamic Mod Construction Inc	0	0	0	3	7	42.9%
Mayers & Associates Civil Engineering Inc.	1	1	2	3	7	42.9%

## LAMP ConRAC

Data Received Through: May 31, 2021 - Data Source: Contractor's LCP Tracker Report


Prime Contractor: PCL

Subcontractor Name	Reported Community Sponsorships	 HIRE LAX Graduates	Total Impact Workers	Total Impact and Local Workers	Total Workers	Local Hire % (Headcount)
PHL, Inc DBA VNSM	0	0	2	3	7	42.9%
Allied Steel Co, Inc.	0	0	1	6	14	42.9%
Southern California Grading	3	0	8	33	78	42.3%
Environmental Construction Group	1	0	2	13	31	41.9%
Badger Daylighting Corp	0	0	0	5	12	41.7%
Southwest Steel of California, Inc	0	0	2	9	22	40.9%
Streamline Integration	0	0	0	4	10	40.0%
CMC Rebar West	6	0	4	20	50	40.0%
Sharma General Engineering Contractors, Inc.	0	0	4	13	33	39.4%
R.J. & J. Construction, Inc.	0	0	4	11	28	39.3%
Gaul & Gaul Inc dba Craftsman Concrete Cutting	0	0	0	5	13	38.5%
ISEC, Inc.	0	0	1	5	13	38.5%
Best Contracting Services, Inc	0	0	1	20	53	37.7%
Southland Industries	7	1	3	17	47	36.2%
N/S Corporation	0	0	2	5	14	35.7%
Masonry Concepts, Inc.	3	0	4	40	113	35.4%
CSI Electrical Contractors, Inc.	0	0	2	11	32	34.4%
Aragon Construction	0	0	1	1	3	33.3%
Barbold Services LLC	0	0	0	1	3	33.3%
BLC Surveying, Inc	0	0	1	1	3	33.3%
Citadel Environmental Services	0	0	0	1	3	33.3%
Power Plus	0	0	1	1	3	33.3%
Smoke Guard California Inc	0	0	0	1	3	33.3%
Western Paving Contractors	0	0	1	5	15	33.3%
CMZ Excavation Inc	3	0	1	7	21	33.3%
Rosendin Electric, Inc	0	0	2	12	36	33.3%
Morrow Meadows Corporation	7	0	17	74	228	32.5%
Alameda Construction Services Inc	1	0	2	8	25	32.0%

# LAMP ConRAC

Data Received Through: May 31, 2021 - Data Source: Contractor's LCP Tracker Report


Prime Contractor: PCL

Subcontractor Name	Reported Community Sponsorships	 HIRE LAX Graduates	Total Impact Workers	Total Impact and Local Workers	Total Workers	Local Hire % (Headcount)
The JV Land Clearing Co Inc	0	0	0	4	13	30.8%
Morley Construction Company	31	2	63	247	812	30.4%
N.M.N. Construction	0	0	1	20	67	29.9%
GECTWO Inc	0	0	1	2	7	28.6%
Prieto Construction Company, Inc	0	0	0	2	7	28.6%
CMF, Inc.	0	0	1	4	14	28.6%
Diversified Production Services, Inc.	0	0	1	8	28	28.6%
Charles Pankow Builders, Ltd	0	0	3	7	25	28.0%
Blois Construction, Inc	2	0	4	14	51	27.5%
Largo Concrete, Inc.	10	0	12	55	201	27.4%
Traxx Construction Inc	0	0	0	9	34	26.5%
Cascade Drilling	0	0	0	1	4	25.0%
Luken Certified Welding	NEW	0	0	0	4	25.0%
Performance Contracting Inc	0	0	0	1	4	25.0%
Specialized Cleaning Contractors	0	0	0	1	4	25.0%
Polaris Electric Co, Inc.	0	0	1	2	8	25.0%
PG Cutting Services	1	1	0	3	12	25.0%
Bryton Engineering and Grading, Inc. dba Premiere Engineering Grading Contractors	0	0	0	4	16	25.0%
Legacy Reinforcing Steel LLC	17	3	11	56	233	24.0%
Merli Concrete Pumping	0	0	0	4	17	23.5%
Frank S Smith Masonry Inc	0	0	3	22	95	23.2%
Murray Company	0	0	0	3	13	23.1%
W.A. Rasic Construction Inc.	0	0	3	10	44	22.7%
Smith Emery Company	1	0	2	7	31	22.6%
McDonough Construction Rental, Inc.	0	0	0	2	9	22.2%
JLS Concrete Pumping	0	0	0	4	18	22.2%
Anning-Johnson Company	0	0	1	3	14	21.4%
Connor Concrete Cutting and Coring	0	0	0	1	5	20.0%

# LAMP ConRAC

Data Received Through: May 31, 2021 - Data Source: Contractor's LCP Tracker Report


Prime Contractor: PCL

Subcontractor Name	Reported Community Sponsorships	 HIRE LAX Graduates	Total Impact Workers	Total Impact and Local Workers	Total Workers	Local Hire % (Headcount)
Griffith Company	0	0	1	2	10	20.0%
Karcher Interior Systems Inc	1	1	0	2	10	20.0%
Cell-Crete Corporation	0	0	1	3	16	18.8%
Cowelco	0	0	0	1	6	16.7%
Schuff Steel	0	0	3	7	44	15.9%
Schindler Elevator Corporation	0	0	0	1	7	14.3%
Genesis One Group	0	0	0	3	21	14.3%
Gonsalves & Santucci dba Conco Pumping	0	0	1	1	8	12.5%
Crane Rental Services	0	0	0	2	16	12.5%
Bali Constructon, Inc.	0	0	1	2	18	11.1%
Vertical Access, Inc.	0	0	1	3	28	10.7%
Maxim Crane Works	0	0	1	6	78	7.7%
Bragg Crane Service	0	0	0	1	15	6.7%
Bayside Interiors, Inc	NEW	0	0	0	1	0.0%
California Testing & Inspection, Inc.	0	0	0	0	1	0.0%
Catrac Construction Inc	0	0	0	0	1	0.0%
CGRS, Inc	0	0	0	0	1	0.0%
Fastrack Rentals Inc	0	0	0	0	1	0.0%
Fragoza & Sons Trucking, Inc	0	0	0	0	1	0.0%
Gammage & Sons Enterprises, Inc	0	0	0	0	1	0.0%
Lozano & Sons Water Trucks	0	0	0	0	1	0.0%
Mr. Crane, Inc.	0	0	0	0	1	0.0%
Newman Backhoe Service Inc	0	0	0	0	1	0.0%
Nold's Equipment	0	0	0	0	1	0.0%
Pavement Recycling Systems	0	0	0	0	1	0.0%
Sunbelt Rentals, Inc	0	0	0	0	1	0.0%
Terry Rhodes Backhoe Service, Inc	0	0	0	0	1	0.0%
Wilson & Hampton Painting Contractors	0	0	0	0	1	0.0%

# LAMP ConRAC

Data Received Through: May 31, 2021 - Data Source: Contractor's LCP Tracker Report

Prime Contractor: PCL

Subcontractor Name	Reported Community Sponsorships	 HIRE LAX Graduates	Total Impact Workers	Total Impact and Local Workers	Total Workers	Local Hire % (Headcount)
Automated Gate Services, Inc	0	0	0	0	2	0.0%
Case Land Surveying, Inc	0	0	0	0	2	0.0%
Hill Crane Service, Inc	0	0	0	0	2	0.0%
Tom Grbavac & Sons, Inc.	0	0	0	0	2	0.0%
Applied Engineering Concepts	0	0	0	0	3	0.0%
Cal Empire Engineering Inc.	0	0	0	0	3	0.0%
Cutting Edge Concrete Cutting	0	0	0	0	3	0.0%
Garrett Construction	0	0	0	0	3	0.0%
GMAT Incd DBA Inland Overhead Door Company	0	0	0	0	3	0.0%
Lukkes Striping Inc	0	0	0	0	3	0.0%
Paul M Wolff Co.	0	0	0	0	3	0.0%
Penhall Company	0	0	0	0	3	0.0%
Premier Tile & Marble	0	0	0	0	3	0.0%
Quartz Systems, Inc.	0	0	0	0	3	0.0%
R.J Lalonde, Inc.	0	0	0	0	3	0.0%
Vance Corporation	0	0	0	0	3	0.0%
2R Drilling, Inc.	0	0	0	0	4	0.0%
David L Addision Inc dba Addison Equipment Rental	0	0	0	0	4	0.0%
ELLJAY Acoustics, Inc.	0	0	0	0	4	0.0%
JLM Installations, Inc	0	0	0	0	4	0.0%
VFC	0	0	0	0	4	0.0%
B&J Tree Service	0	0	0	0	5	0.0%
Torrent Resources	0	0	0	0	6	0.0%
Coast Machinery Movers	NEW	0	0	0	7	0.0%
RMA Group	0	0	0	0	8	0.0%
United Rigger & Erectors	0	0	0	0	10	0.0%
Coast Surveying, Inc.	0	0	0	0	11	0.0%
SDV Services, Inc	0	0	0	0	16	0.0%

# LAMP ConRAC

Data Received Through: May 31, 2021 - Data Source: Contractor's LCP Tracker Report  
 Prime Contractor: PCL

Subcontractor Name	Reported Community Sponsorships	 HIRE LAX Graduates	Total Impact Workers	Total Impact and Local Workers	Total Workers	Local Hire % (Headcount)
	116	10	225	1061	3479	30.5%

**LAX PLA Article III, Section 6 Contractor Hiring Obligations** - . . . to maximize the employment of qualified local persons residing within the area of the Project, with the goal that at least 30% of each contractor's employees hired under this Agreement shall be either residents of the cities immediately adjacent to LAX or of the City of Los Angeles ("local residents"). Contractors shall develop a hiring plan and maintain records of their compliance efforts.