


LAMP ConRAC

Data Received Through: September 30, 2021 - Data Source: Contractor's LCP Tracker Report


Prime Contractor: PCL

Subcontractor Name		Reported Community Sponsorships	 HIRE LAX Graduates	Total Impact Workers	Total Impact and Local Workers	Total Workers	Local Hire % (Headcount)
Belcastro Commercial Builders	NEW	0	0	0	1	1	100.0%
Hixson Backhoe Service, Inc.		0	0	0	1	1	100.0%
IRBF Trucking, LLC		0	0	1	1	1	100.0%
CHDS Inc dba Curtia Drilling Co.	NEW	0	0	0	2	2	100.0%
Zerke's Electric		0	0	1	2	2	100.0%
PCL Construction Services Inc		4	1	5	29	38	76.3%
Max Out Inc		0	0	2	12	16	75.0%
Fryman Management Inc		0	0	6	23	33	69.7%
Jones Sign Co., Inc		0	0	0	2	3	66.7%
Lawrence W. Rosine Co.		0	0	0	2	3	66.7%
Top Steel Erectors Inc		0	0	0	2	3	66.7%
Quality Plumbing Service		0	0	3	4	6	66.7%
Makai Solutions		4	0	1	6	10	60.0%
Direct AV		0	0	1	10	17	58.8%
Expansion Specialties, Inc.		7	3	2	8	14	57.1%
J.E Snyder Electric, Inc		0	0	4	5	9	55.6%
Hasson Painting Contractors, Inc		2	0	10	17	31	54.8%
Eberhard / Eberhard Energy Systems		0	0	2	15	28	53.6%
J N A Builders Inc.		0	0	5	21	41	51.2%
Assa Abloy Entrance Systems US Inc	NEW	0	0	0	1	2	50.0%
DSM Construction, Inc		0	0	0	1	2	50.0%
Geo Design, Inc.		0	0	1	1	2	50.0%
Kehoe Testing & Engineering		0	0	0	1	2	50.0%
Savala Equipment Company		0	0	0	1	2	50.0%
West Coast Fire Stopping, Inc.		0	0	0	1	2	50.0%
Valerie J Herder DBA Triumph Painting		0	0	0	2	4	50.0%
Geotechnical Professionals Inc		0	0	2	3	6	50.0%

LAMP ConRAC

Data Received Through: September 30, 2021 - Data Source: Contractor's LCP Tracker Report


Prime Contractor: PCL

Subcontractor Name	Reported Community Sponsorships	 HIRE LAX Graduates	Total Impact Workers	Total Impact and Local Workers	Total Workers	Local Hire % (Headcount)
Cosco Fire Protection	4	0	3	17	35	48.6%
BEI Construction, Inc.	0	0	5	12	25	48.0%
Pan-Pacific Mechanical LLC	4	0	0	20	42	47.6%
Badger Daylighting Corp	0	0	0	7	15	46.7%
Premier Tile & Marble	1	0	2	14	30	46.7%
Aragon Construction	1	0	8	12	26	46.2%
GECTWO Inc	0	0	1	5	11	45.5%
First Fire Systems, Inc	0	0	0	4	9	44.4%
Crown Fence	2	0	0	13	30	43.3%
Dinamic Mod Construction Inc	0	0	0	3	7	42.9%
Mayers & Associates Civil Engineering Inc.	1	1	2	3	7	42.9%
Environmental Construction Group	1	0	2	14	33	42.4%
Mike Zarp	1	0	2	12	29	41.4%
Karcher Interior Systems Inc	2	1	0	7	17	41.2%
ISEC, Inc.	0	0	1	9	22	40.9%
Duggan & Associates Inc.	0	0	1	2	5	40.0%
Streamline Integration	0	0	0	4	10	40.0%
CSI Electrical Contractors, Inc.	0	0	6	22	55	40.0%
CMC Rebar West	6	0	4	21	54	38.9%
Southern California Grading	3	0	8	33	85	38.8%
Gaul & Gaul Inc dba Craftsman Concrete Cutting	0	0	0	5	13	38.5%
Southwest Steel of California, Inc	0	0	3	15	39	38.5%
Sharma General Engineering Contractors, Inc.	0	0	4	13	34	38.2%
R.J. & J. Construction, Inc.	0	0	4	11	30	36.7%
CMZ Excavation Inc	3	0	1	8	22	36.4%
N/S Corporation	0	0	2	6	17	35.3%
Allied Steel Co, Inc.	0	0	1	7	20	35.0%
Morrow Meadows Corporation	10	1	27	105	301	34.9%

LAMP ConRAC

Data Received Through: September 30, 2021 - Data Source: Contractor's LCP Tracker Report


Prime Contractor: PCL

Subcontractor Name	Reported Community Sponsorships	 HIRE LAX Graduates	Total Impact Workers	Total Impact and Local Workers	Total Workers	Local Hire % (Headcount)
Barbold Services LLC	0	0	0	1	3	33.3%
BLC Surveying, Inc	0	0	1	1	3	33.3%
Ground Penetrating Radar Systems, LLC	0	0	0	1	3	33.3%
Smoke Guard California Inc	0	0	0	1	3	33.3%
Penhall Company	0	0	0	5	15	33.3%
Rosendin Electric, Inc	0	0	2	12	36	33.3%
Masonry Concepts, Inc.	4	0	4	45	135	33.3%
Alameda Construction Services Inc	1	1	4	13	41	31.7%
Best Contracting Services, Inc	0	0	1	25	79	31.6%
CMF, Inc.	0	0	5	12	38	31.6%
Orange County Plastering Company, Inc.	1	0	0	5	16	31.3%
Blois Construction, Inc	4	0	4	18	58	31.0%
Largo Concrete, Inc.	10	0	17	66	214	30.8%
The JV Land Clearing Co Inc	0	0	0	4	13	30.8%
Diversified Production Services, Inc.	0	0	2	30	98	30.6%
Morley Construction Company	31	2	65	250	826	30.3%
Frank S Smith Masonry Inc	2	0	4	32	106	30.2%
McDonough Construction Rental, Inc.	0	0	0	3	10	30.0%
Southland Industries	7	1	5	26	88	29.5%
N.M.N. Construction	0	0	1	20	68	29.4%
Prieto Construction Company, Inc	0	0	0	2	7	28.6%
Specialized Cleaning Contractors	0	0	0	2	7	28.6%
Cowelco	0	0	0	9	32	28.1%
California Testing & Inspection, Ic.	0	0	1	3	11	27.3%
Smith Emery Company	1	0	2	9	33	27.3%
PG Cutting Services	1	0	0	4	15	26.7%
Traxx Construction Inc	0	0	0	9	34	26.5%
Cascade Drilling	0	0	0	1	4	25.0%

LAMP ConRAC

Data Received Through: September 30, 2021 - Data Source: Contractor's LCP Tracker Report


Prime Contractor: PCL

Subcontractor Name	Reported Community Sponsorships	 HIRE LAX Graduates	Total Impact Workers	Total Impact and Local Workers	Total Workers	Local Hire % (Headcount)
Luken Certified Welding	0	0	0	1	4	25.0%
Performance Contracting Inc	0	0	0	1	4	25.0%
Polaris Electric Co, Inc.	0	0	1	2	8	25.0%
Bryton Engineering and Grading, Inc. dba Premiere Engineering Grading Contractors	0	0	0	4	16	25.0%
Western Paving Contractors	0	0	1	4	16	25.0%
Charles Pankow Builders, Ltd	0	0	3	7	28	25.0%
W.A. Rasic Construction Inc.	1	1	3	11	45	24.4%
Legacy Reinforcing Steel LLC	17	3	11	55	233	23.6%
Murray Company	0	0	0	3	13	23.1%
JLS Concrete Pumping	0	0	0	4	18	22.2%
Bomel Conctruction Company, Inc	2	0	2	12	57	21.1%
Citadel Environmental Services	0	0	0	1	5	20.0%
Rebar Engineering Inc	0	0	1	1	5	20.0%
Griffith Company	0	0	1	2	10	20.0%
SDV Services, Inc	0	0	2	4	21	19.0%
Cell-Crete Corporation	0	0	1	3	16	18.8%
Merli Concrete Pumping	0	0	0	4	22	18.2%
PHL, Inc DBA VNSM	0	0	2	3	17	17.6%
Genesis One Group	0	0	1	6	34	17.6%
Mr. Crane, Inc.	0	0	0	1	6	16.7%
Schuff Steel	1	0	3	7	44	15.9%
Gonsalves & Santucci dba Conco Pumping	0	0	1	1	8	12.5%
Power Plus	0	0	1	1	8	12.5%
Crane Rental Services	0	0	0	2	16	12.5%
Anning-Johnson Company	0	0	1	3	26	11.5%
Connor Concrete Cutting and Coring	0	0	0	1	9	11.1%
Bali Constructon, Inc.	0	0	1	2	18	11.1%
Schindler Elevator Corporation	0	0	0	2	19	10.5%

LAMP ConRAC

Data Received Through: September 30, 2021 - Data Source: Contractor's LCP Tracker Report


Prime Contractor: PCL

Subcontractor Name	Reported Community Sponsorships	 HIRE LAX Graduates	Total Impact Workers	Total Impact and Local Workers	Total Workers	Local Hire % (Headcount)
Vertical Access, Inc.	0	0	1	3	31	9.7%
Maxim Crane Works	0	0	1	8	89	9.0%
ELLJAY Acoustics, Inc.	0	0	1	1	21	4.8%
Bragg Crane Service	0	0	0	1	22	4.5%
Catrac Construction Inc	0	0	0	0	1	0.0%
CGRS, Inc	0	0	0	0	1	0.0%
Fastrack Rentals Inc	0	0	0	0	1	0.0%
Fragoza & Sons Trucking, Inc	0	0	0	0	1	0.0%
Gammage & Sons Enterprises, Inc	0	0	0	0	1	0.0%
Lozano & Sons Water Trucks	0	0	0	0	1	0.0%
Newman Backhoe Service Inc	0	0	0	0	1	0.0%
Nold's Equipment	0	0	0	0	1	0.0%
Pavement Recycling Systems	0	0	0	0	1	0.0%
Sunbelt Rentals, Inc	0	0	0	0	1	0.0%
Terry Rhodes Backhoe Service, Inc	0	0	0	0	1	0.0%
Wilson & Hampton Painting Contractors	0	0	0	0	1	0.0%
Automated Gate Services, Inc	0	0	0	0	2	0.0%
Commercial Interiors Acoustics	0	0	0	0	2	0.0%
Dewolfte Crane Service, Inc	0	0	0	0	2	0.0%
Bayside Interiors, Inc	0	0	0	0	3	0.0%
Cal Empire Engineering Inc.	0	0	0	0	3	0.0%
Case Land Surveying, Inc	0	0	0	0	3	0.0%
Cutting Edge Concrete Cutting	0	0	0	0	3	0.0%
Garrett Construction	0	0	0	0	3	0.0%
Hill Crane Service, Inc	0	0	0	0	3	0.0%
Lukkes Striping Inc	0	0	0	0	3	0.0%
Paul M Wolff Co.	0	0	0	0	3	0.0%
Quartz Systems, Inc.	0	0	0	0	3	0.0%

LAMP ConRAC

Data Received Through: September 30, 2021 - Data Source: Contractor's LCP Tracker Report

Prime Contractor: PCL

Subcontractor Name	Reported Community Sponsorships	 HIRE LAX Graduates	Total Impact Workers	Total Impact and Local Workers	Total Workers	Local Hire % (Headcount)
R.J Lalonde, Inc.	0	0	0	0	3	0.0%
Tom Grbavac & Sons, Inc.	0	0	0	0	3	0.0%
Vance Corporation	0	0	0	0	3	0.0%
2R Drilling, Inc.	0	0	0	0	4	0.0%
David L Addison Inc dba Addison Equipment Rental	0	0	0	0	4	0.0%
Golden State Boring & Pipe Jacking, Inc	0	0	0	0	4	0.0%
JLM Installations, Inc	0	0	0	0	4	0.0%
VFC	0	0	0	0	4	0.0%
B&J Tree Service	0	0	0	0	5	0.0%
GMAT Incd DBA Inland Overhead Door Company	0	0	0	0	6	0.0%
Torrent Resources	0	0	0	0	6	0.0%
Coast Machinery Movers	0	0	0	0	7	0.0%
RMA Group	0	0	0	0	8	0.0%
Applied Engineering Concepts	0	0	0	0	9	0.0%
United Rigger & Erectors	0	0	0	0	10	0.0%
Coast Surveying, Inc.	0	0	0	0	13	0.0%
	139	15	290	1348	4327	31.2%

LAX PLA Article III, Section 6 Contractor Hiring Obligations - . . . to maximize the employment of qualified local persons residing within the area of the Project, with the goal that at least 30% of each contractor's employees hired under this Agreement shall be either residents of the cities immediately adjacent to LAX or of the City of Los Angeles ("local residents"). Contractors shall develop a hiring plan and maintain records of their compliance efforts.