


## Intermodal Transportation Facility West

Data Received Through: August 31, 2022 - Data Source: Contractor's LCP Tracker Report


Prime Contractor: Swinerton

Subcontractor Name	Reported Community Sponsorships	 HIRE LAX Graduates	Total Impact Workers	Total Impact and Local Workers	Total Workers	Local Hire % (Headcount)
CR Insulation	0	0	0	2	2	100.0%
Hammer Down Transportation	0	0	4	10	13	76.9%
TEC Management Consultants Inc	0	0	6	10	13	76.9%
Jovi Electric, LLC	0	0	1	3	4	75.0%
Apex Cabling, Inc.	0	0	2	7	10	70.0%
Dinamic Modular Construction	0	0	0	2	3	66.7%
West Coast Fire Stopping Inc	0	0	1	4	6	66.7%
CA Signs	0	0	0	8	12	66.7%
El Prado Cleaning Service, Inc.	0	0	1	24	37	64.9%
Wagner Engineering & Survey Inc	0	0	0	5	8	62.5%
EER, Inc.	0	0	0	7	12	58.3%
24 Hour Sweeping, Inc	0	0	1	4	7	57.1%
Streamline Integration	0	0	2	14	25	56.0%
Fryman Management Inc.	0	0	1	10	19	52.6%
Barbold Services LLC	0	0	0	1	2	50.0%
Kehoe Testing & Engineering, Inc.	0	0	0	1	2	50.0%
Millwork Pioneers, Inc.	0	0	1	1	2	50.0%
Penhall Co.	0	0	1	1	2	50.0%
Geotechnical Professionals Inc.	0	0	2	2	4	50.0%
Giroux Glass, Inc	0	0	1	2	4	50.0%
Travertine Inc.	0	0	0	2	4	50.0%
Randall McAnany Company	0	0	0	4	8	50.0%
WB Flooring Solutions, Inc	0	0	1	4	8	50.0%
Birdi Inc dba Birdi & Associates, Inc.	0	0	2	5	10	50.0%
Seeley Brothers	0	0	1	5	10	50.0%
Direct AV	0	0	1	12	24	50.0%

## Intermodal Transportation Facility West

Data Received Through: August 31, 2022 - Data Source: Contractor's LCP Tracker Report


Prime Contractor: Swinerton

Subcontractor Name	Reported Community Sponsorships	 HIRE LAX Graduates	Total Impact Workers	Total Impact and Local Workers	Total Workers	Local Hire % (Headcount)
City Commercial Plumbing	0	0	1	17	37	45.9%
Danny Letner Inc dba Letner Roofing Company	0	0	2	3	7	42.9%
Patriot Environmental Services	0	0	1	6	14	42.9%
Building Electronic Controls, Inc.	0	0	3	12	28	42.9%
Polaris Electric Co, Inc.	0	0	6	9	22	40.9%
Environmental Construction Group, Inc.	0	0	10	49	120	40.8%
Borbon, Inc	0	0	1	30	74	40.5%
Advanced Access Controls, Inc	0	0	0	2	5	40.0%
Citadel EHS	0	0	0	2	5	40.0%
Karcher Insulation	0	0	1	2	5	40.0%
Nor Cal Pipeline	0	0	1	2	5	40.0%
Woods Commercial Door, Inc.	0	0	1	2	5	40.0%
Sherrin Glass & Metal, Inc.	0	0	1	4	10	40.0%
Cosco Fire Protection	0	0	3	8	20	40.0%
R.J. & J Construction Inc	0	0	5	13	33	39.4%
Pierre Landscape, Inc	0	0	0	9	23	39.1%
Stonerock Tile, Inc	0	0	0	9	23	39.1%
Jones Sign Co, Inc.	0	0	2	7	18	38.9%
JMH Engineering and Construction	0	0	3	11	29	37.9%
Commercial Interiors Acoustics Inc	0	0	0	3	8	37.5%
Southern California Grading Inc	0	0	4	19	51	37.3%
Crown Fence	0	0	0	14	38	36.8%
Bali Construction	0	0	10	40	109	36.7%
GECTWO, Inc	0	0	13	26	71	36.6%
Terra Pave	0	0	2	9	25	36.0%
Bonas Company	0	0	0	5	14	35.7%
Best Contracting Services, Inc.	0	0	2	11	31	35.5%

## Intermodal Transportation Facility West

Data Received Through: August 31, 2022 - Data Source: Contractor's LCP Tracker Report


Prime Contractor: Swinerton

Subcontractor Name		Reported Community Sponsorships	 HIRE LAX Graduates	Total Impact Workers	Total Impact and Local Workers	Total Workers	Local Hire % (Headcount)
Taft Electric Company		0	0	6	31	91	34.1%
Hixson Backhoe Services, Inc.		0	0	0	1	3	33.3%
Karcher Firestopping, Inc		0	0	0	1	3	33.3%
Precision Air Balance		0	0	0	1	3	33.3%
Subsurface Imaging		0	0	0	1	3	33.3%
Pacific Architectural Woodworking	NEW	0	0	1	2	6	33.3%
Pan-Pacific Mechanical		0	0	0	2	6	33.3%
Psomas		0	0	0	4	12	33.3%
G.E.S. Sheet Metal		0	0	1	5	15	33.3%
Interior Resources Inc dba Coomercial Interior Resources		0	0	0	5	15	33.3%
Shambaugh & Son, LP		0	0	0	6	18	33.3%
All American Asphalt		0	0	1	8	24	33.3%
Excel Paving Company		0	0	0	11	33	33.3%
Morrow Meadows Corporation		0	0	13	70	214	32.7%
Elite Glazing Group, Inc.		0	0	1	5	16	31.3%
CMZ Excavation Inc		0	0	1	4	13	30.8%
Frank S Smith Masonry		0	0	4	32	106	30.2%
RMA Group		0	0	1	3	10	30.0%
Thermalair, Inc.		0	0	0	7	24	29.2%
Pacific Steel Group		0	0	12	93	322	28.9%
Brundage Bone Concrete Pumping, Inc. dba JLS Concrete Pumping		0	0	0	2	7	28.6%
Sign Industries, Inc.		0	0	0	2	7	28.6%
Sterndahl Enterprises		0	0	1	6	21	28.6%
Jezowki & Markel Contractors Inc dba J & M Concrete Contractor Inc.		0	0	2	12	44	27.3%
Mike Zarp, Inc.		0	0	3	10	37	27.0%
Quality Construction services, LLC		0	0	4	15	56	26.8%
Penhall Company - Anaheim		0	0	2	9	34	26.5%
Corradini Corp		0	0	2	5	19	26.3%

## Intermodal Transportation Facility West

Data Received Through: August 31, 2022 - Data Source: Contractor's LCP Tracker Report


Prime Contractor: Swinerton

Subcontractor Name	Reported Community Sponsorships	 HIRE LAX Graduates	Total Impact Workers	Total Impact and Local Workers	Total Workers	Local Hire % (Headcount)
ISEC Inc.	0	0	4	5	19	26.3%
Custom Modular Services Corporation	0	0	0	1	4	25.0%
Washington Iron Works	0	0	0	4	16	25.0%
Swinerton Builders	7	7	24	117	476	24.6%
MSL Electric, Inc.	0	0	2	5	21	23.8%
The Pacific Labor Group Inc	0	0	2	4	17	23.5%
The JV Land Clearing	0	0	0	3	13	23.1%
Alpha & Omega Pavers, Inc	0	0	1	5	23	21.7%
ABC Resources, Inc.	0	0	0	4	19	21.1%
Schindler Elevator Corporation	0	0	0	5	24	20.8%
Murray Company	0	0	1	15	73	20.5%
HUB Parking Technology, USA, Inc	0	0	0	1	5	20.0%
Ondatje Contracting Inc.	0	0	1	1	5	20.0%
Moran Consulting Corporation	0	0	0	2	10	20.0%
Siteline Interior Carpentry	0	0	2	4	20	20.0%
AMPCO Landscape, Inc. dba Earthscapes	0	0	1	8	40	20.0%
Traffic Management, Inc.	0	0	0	4	21	19.0%
Eberhard	0	0	0	7	38	18.4%
Connor Concrete Cutting & Coring	0	0	1	2	11	18.2%
Martin Bros./Marcowall, Inc.	0	0	1	2	11	18.2%
Doortek Systems, Inc.	0	0	0	1	6	16.7%
Cowelco	0	0	3	10	68	14.7%
Gonsalves & Santucci Inc dba Conco Pumping (Cement)	0	0	1	4	28	14.3%
Marne Construction, Inc.	0	0	0	11	78	14.1%
Vertical Access, Inc	0	0	1	3	23	13.0%
Calcoast Steel, Inc	0	0	0	1	8	12.5%
Pavement Recycling Systems, Inc	0	0	0	1	9	11.1%
Maxim Crane Works	0	0	0	2	18	11.1%

## Intermodal Transportation Facility West

Data Received Through: August 31, 2022 - Data Source: Contractor's LCP Tracker Report


Prime Contractor: Swinerton

Subcontractor Name	Reported Community Sponsorships	 HIRE LAX Graduates	Total Impact Workers	Total Impact and Local Workers	Total Workers	Local Hire % (Headcount)
Western Allied Corporation	0	0	0	3	33	9.1%
Reliable Construction Services, LLC	0	0	0	1	13	7.7%
C Below Inc	0	0	1	1	30	3.3%
Cardno, Inc.	0	0	0	0	1	0.0%
Centerline Concrete Cutting	0	0	0	0	1	0.0%
Century Sweeping	0	0	0	0	1	0.0%
D&D Laser Screed	0	0	0	0	1	0.0%
Haasco, Inc.	0	0	0	0	1	0.0%
JPC, Inc	0	0	0	0	1	0.0%
Karcher Interior Systems, Inc.	0	0	0	0	1	0.0%
LA Excavating Inc dba Alward Equipment Rental	0	0	0	0	1	0.0%
Miller Equipment Co	0	0	0	0	1	0.0%
Moran Manhole Builders Inc.	0	0	0	0	1	0.0%
P & E Insulation Inc	0	0	0	0	1	0.0%
Quality Locating, Inc	0	0	0	0	1	0.0%
2R Drilling, Inc.	0	0	0	0	2	0.0%
Accurate Line Locating, Inc.	0	0	0	0	2	0.0%
Advanced Trucking Services, Inc.	0	0	0	0	2	0.0%
Door Systems Inc.	0	0	0	0	2	0.0%
George L Throop Company	0	0	0	0	2	0.0%
Koppl Pipeline Services	0	0	0	0	2	0.0%
Lonestar West Services LLC	0	0	0	0	2	0.0%
Poot Trucking	0	0	0	0	2	0.0%
Quality Reinforcing, Inc	0	0	0	0	2	0.0%
Savala Equipment CO	0	0	0	0	2	0.0%
Asphalt, Fabric and Engineering, Inc	0	0	0	0	3	0.0%
N.M.N. Construction, Inc.	0	0	0	0	3	0.0%

## Intermodal Transportation Facility West

Data Received Through: August 31, 2022 - Data Source: Contractor's LCP Tracker Report

Prime Contractor: Swinerton

Subcontractor Name	Reported Community Sponsorships	 HIRE LAX Graduates	Total Impact Workers	Total Impact and Local Workers	Total Workers	Local Hire % (Headcount)
PSI3G, Inc. dba Partition Specialties	0	0	0	0	3	0.0%
Farwest Insulation Contracting	0	0	0	0	4	0.0%
Gonsalves & Santucci Inc dba Conco Pumping	0	0	0	0	4	0.0%
Harpers Backhoe Service Inc	0	0	0	0	4	0.0%
Matt Chlor Inc	0	0	0	0	5	0.0%
Smithson Electric, Inc	0	0	0	0	5	0.0%
Architectural Design & Signs, Inc.	0	0	0	0	6	0.0%
Commercial Scaffolding of CA, Inc.	0	0	0	0	6	0.0%
Preferred Construction Specialist, Inc.	0	0	0	0	7	0.0%
Pro Installations, Inc DBA Prospectra Contract Flooring	0	0	0	0	7	0.0%
Bragg Crane Service	0	0	0	0	10	0.0%
Torrent Resources	0	0	0	0	11	0.0%
JLM Installation, Inc	0	0	0	0	18	0.0%
PCI Striping	0	0	0	0	23	0.0%
	<b>7</b>	<b>7</b>	<b>202</b>	<b>1064</b>	<b>3574</b>	<b>29.8%</b>

**LAX PLA Article III, Section 6 Contractor Hiring Obligations** - . . . to maximize the employment of qualified local persons residing within the area of the Project, with the goal that at least 30% of each contractor's employees hired under this Agreement shall be either residents of the cities immediately adjacent to LAX or of the City of Los Angeles ("local residents"). Contractors shall develop a hiring plan and maintain records of their compliance efforts.