


Terminal Cores and APM Interface

Data Received Through: January 31, 2022 - Data Source: City's Summary of Hiring Monthly Report


Prime Contractor: Austin Commercial

Subcontractor Name	Reported Community Sponsorships	 HIRE LAX Graduates	Total Impact Workers	Total Impact and Local Workers	Total Workers	Local Hire % (Headcount)
Direct AV	0	0	0	1	1	100.0%
Lawrence Rosine	0	0	0	2	2	100.0%
Brundage - Bone Concrete Pumping	0	0	0	3	3	100.0%
Streamline Integration	0	0	1	3	3	100.0%
Final Cleaning Solutions Inc	0	0	2	4	4	100.0%
Commercial West Group Inc.	0	0	0	5	5	100.0%
Fryman Management	0	0	9	30	37	81.1%
24 Hours Sweeping	0	0	1	3	4	75.0%
Alliance Construction	0	0	0	2	3	66.7%
Better Way Plumbing	0	0	0	2	3	66.7%
BEI Construction	0	0	3	8	13	61.5%
TEC Management Consultants Inc.	0	0	14	25	45	55.6%
Borbon Incorporated	0	0	1	1	2	50.0%
Pionner Door and Service	0	0	0	2	4	50.0%
West Coast Firestopping, Inc.	0	0	1	8	17	47.1%
Comet Electric	0	0	0	13	28	46.4%
DSM Construction Inc	0	0	2	5	11	45.5%
Harwood Construction Inc	0	0	0	4	9	44.4%
Environmental Construction Group, Inc.	0	0	6	20	46	43.5%
Stefan Merli Plasterin Co Inc dba Merli Concrete	0	0	0	9	21	42.9%
Birdi Constructors Inc	0	0	2	8	19	42.1%
Building Electronic Controls, Inc.	0	0	2	7	17	41.2%
Safe Scaffolding	0	0	2	9	22	40.9%
Advance Fire Protection Co Inc	0	0	1	2	5	40.0%
Ground Penetrating Radar Systems LLC	0	0	1	2	5	40.0%
Don H. Mahaffey Drilling CO	0	0	0	4	10	40.0%

Terminal Cores and APM Interface

Data Received Through: January 31, 2022 - Data Source: City's Summary of Hiring Monthly Report


Prime Contractor: Austin Commercial

Subcontractor Name	Reported Community Sponsorships	 HIRE LAX Graduates	Total Impact Workers	Total Impact and Local Workers	Total Workers	Local Hire % (Headcount)
Infinity Drywall Contracting Inc	4	4	8	43	116	37.1%
Matrix Environmental, Inc.	0	0	3	33	90	36.7%
ISEC, Inc.	0	0	7	28	81	34.6%
Karcher Firestopping, Inc.	0	0	0	1	3	33.3%
Site Solution Services	0	0	0	1	3	33.3%
So Cal Fence	0	0	1	2	6	33.3%
KDC Inc DBA Dynaelectric	0	0	2	4	12	33.3%
Morrow Meadows	0	0	2	6	18	33.3%
CSA Constructors, Inc.	0	0	1	7	21	33.3%
Best Contracting Services, Inc.	0	0	0	14	42	33.3%
Performance Contracting, Inc.	1	1	4	27	83	32.5%
Premier Tile & Marble	0	0	3	12	37	32.4%
CSI Electrical Contractors, Inc	0	0	4	18	56	32.1%
Johnson & Turner Painting Company Inc	0	0	1	6	19	31.6%
Xcel Mechanical Systems, Inc	0	0	3	29	92	31.5%
Stonerock Tile, Inc	0	0	1	7	23	30.4%
American National Insulation DBA Coast	0	0	0	3	10	30.0%
ARB, Inc.	0	0	4	19	65	29.2%
Perez Construction Group, Inc.	0	0	4	26	89	29.2%
Elite Glazing Group Inc	0	0	1	4	14	28.6%
J Colavin & Son Inc.	0	0	0	4	14	28.6%
Rebar Engineering, Inc	0	0	4	16	56	28.6%
Rosendin Electric, Inc.	0	0	10	45	159	28.3%
Murray Plumbing & Heating Corp	0	0	1	3	11	27.3%
Traffic Management Inc	0	0	2	6	22	27.3%
Limbach Company LP	0	0	1	7	26	26.9%
Corradini Corp	1	1	2	8	31	25.8%
Karcher Insulation Inc	0	0	1	2	8	25.9%

Terminal Cores and APM Interface

Data Received Through: January 31, 2022 - Data Source: City's Summary of Hiring Monthly Report


Prime Contractor: Austin Commercial

Subcontractor Name	Reported Community Sponsorships	 HIRE LAX Graduates	Total Impact Workers	Total Impact and Local Workers	Total Workers	Local Hire % (Headcount)
CMZ Excavation Inc	0	0	1	4	16	25.0%
SJN Builders Inc	0	0	1	7	28	25.0%
Asbury Steel Inc	0	0	1	5	22	22.7%
G.O. Rodriguez Trucking, Inc	0	0	1	5	22	22.7%
Martin Bros/Marcowall Inc	0	0	4	24	108	22.2%
Control Air Conditioning Corporation	0	0	0	6	28	21.4%
Condon-Johnson & Associates, Inc	0	0	0	8	38	21.1%
P S 1 3 G Inc dba Partition Specialties	0	0	0	1	5	20.0%
Service Connected II Inc DBA SC Building Ma	0	0	0	2	10	20.0%
Streamline Fire Protection, Inc.	0	0	1	2	10	20.0%
Elite Line Services Inc	0	0	1	3	16	18.8%
Danny Letner Inc DBA Letner Roofing Company	0	0	1	2	11	18.2%
Western Industrial Contractors	0	0	1	6	33	18.2%
P G C Construction Inc	0	0	0	1	6	16.7%
Air Balance Co	0	0	0	1	7	14.3%
So-Cal Fence	0	0	2	3	21	14.3%
Jezowski & Markel Contractors, Inc	0	0	2	7	49	14.3%
Brandsafway Services	0	0	0	2	15	13.3%
Aldridge Electric Inc dba Aldridge	0	0	1	1	8	12.5%
Wolverinefire Protection Co.	0	0	1	2	16	12.5%
Anning-Johnson Company	0	0	2	5	42	11.9%
Bragg Investment Co Inc DBA Bragg Crane	0	0	6	26	221	11.8%
L N A Concrete Estructures Inc	0	0	0	1	10	10.0%
Jordan Drywall Inc	0	0	0	1	11	9.1%
California Hi-Tech Floors, Inc	0	0	1	4	48	8.3%
Elevators ETC	0	0	0	2	29	6.9%
Jones Sign Co, Inc.	0	0	1	1	16	6.3%
United Riggers & Erectors Inc	0	0	0	1	16	6.3%

Terminal Cores and APM Interface

Data Received Through: January 31, 2022 - Data Source: City's Summary of Hiring Monthly Report

Prime Contractor: Austin Commercial

Subcontractor Name		Reported Community Sponsorships	 HIRE LAX Graduates	Total Impact Workers	Total Impact and Local Workers	Total Workers	Local Hire % (Headcount)
Schindler Elevator Corporation		0	0	0	1	19	5.3%
ConnorP81, Inc.		0	0	0	1	21	4.8%
California Construction Labor Services		0	0	0	0	1	0.0%
Koppl Pipeline Services Inc	NEW	0	0	0	0	1	0.0%
Stumbaugh & Associates, Inc.		0	0	0	0	1	0.0%
Digital Concrete Enterprises Inc		0	0	0	0	2	0.0%
Door Specialties Inc DBA Door Systems Inc		0	0	0	0	2	0.0%
Mike Zarp		0	0	0	0	2	0.0%
Veterans Engineering Services Inc.		0	0	0	0	2	0.0%
A G I Marble Company Inc		0	0	0	0	3	0.0%
F3 & Associates, Inc		0	0	0	0	3	0.0%
Fusion Sign & Design, Inc.		0	0	0	0	4	0.0%
Mr Crane Inc		0	0	0	0	4	0.0%
Applied Engineering Concepts		0	0	0	0	5	0.0%
G & C Equipment Corporation		0	0	0	0	5	0.0%
Cosco Fire Protection, Inc.		0	0	0	0	7	0.0%
Vertical Access Inc.		0	0	0	0	8	0.0%
Pacific Architectural Woodworking, Inc.		0	0	0	0	10	0.0%
C Below, Inc.		0	0	0	0	11	0.0%
P C I		0	0	0	0	12	0.0%
Cell-Crete Corporation		0	0	0	0	14	0.0%
Western Allied Corporation		0	0	0	0	18	0.0%
		6	6	146	698	2563	27.2%

LAX PLA Article III, Section 6 Contractor Hiring Obligations - . . . to maximize the employment of qualified local persons residing within the area of the Project, with the goal that at least 30% of each contractor's employees hired under this Agreement shall be either residents of the cities immediately adjacent to LAX or of the City of Los Angeles ("local residents"). Contractors shall develop a hiring plan and maintain records of their compliance efforts.