


LAMP Automated People Mover Project

Data Received Through: March 31, 2022 - Data Source: Contractor's LCP Tracker Report


Prime Contractor: LINXS

Subcontractor Name	Reported Community Sponsorships	 HIRE LAX Graduates	Total Impact Workers	Total Impact and Local Workers	Total Workers	Local Hire % (Headcount)
Gaul & Gaul dba Craftsman Concrete Cutting	0	0	0	1	1	100.0%
Hammer Down Transportation Inc	0	0	0	1	1	100.0%
Commerce Coating Services	0	0	0	4	4	100.0%
Kehoe Engineering & Testing, Inc.	0	0	1	3	4	75.0%
24 Hour Sweeping, Inc.	0	0	1	6	8	75.0%
Pacific Drilling Company	0	0	2	9	13	69.2%
Badger Daylighting	0	0	0	4	6	66.7%
Fryman Management Inc	1	0	19	89	139	64.0%
Anytime Dumping Inc.	0	0	9	21	33	63.6%
W Contracting Corporation	0	0	7	24	38	63.2%
Unique Scaffold (a dba of Emie & Sons Scagolding)	0	0	0	3	5	60.0%
Zolnay Insulation Inc - Sub to Pan-Pacific	0	0	0	3	5	60.0%
Progressive Surface Solution, LLC	0	0	1	1	2	50.0%
South Coast Sweeping	0	0	0	1	2	50.0%
Viking Insulation	0	0	0	1	2	50.0%
WCW Inc	0	0	1	1	2	50.0%
Group Delta	0	0	0	2	4	50.0%
Koppl Pipeline Services	0	0	0	2	4	50.0%
ABC Liovin Drilling Inc	0	0	1	8	16	50.0%
Bali Construction	0	0	5	10	23	43.5%
Harwood Construction Inc	0	0	0	3	7	42.9%
Penhall Company	0	0	1	6	14	42.9%
Crown Fence Company	0	0	0	12	28	42.9%
LINXS Constructors	6	6	94	389	931	41.8%
Matrix Environmental	0	0	3	61	150	40.7%

LAMP Automated People Mover Project

Data Received Through: March 31, 2022 - Data Source: Contractor's LCP Tracker Report


Prime Contractor: LINXS

Subcontractor Name	Reported Community Sponsorships	 HIRE LAX Graduates	Total Impact Workers	Total Impact and Local Workers	Total Workers	Local Hire % (Headcount)
Comet Electric	1	0	2	45	111	40.5%
Corpro Companies	0	0	0	2	5	40.0%
Hixson Backhoe Service Inc	0	0	0	2	5	40.0%
Cosco Fire Protection	1	1	2	25	64	39.1%
Birdi Constructors Inc	0	0	2	5	13	38.5%
Techno Coatings Inc	0	0	3	14	37	37.8%
Champion Crane Rental Inc.	0	0	0	3	8	37.5%
JT Winsatt Contracting Company	0	0	12	90	246	36.6%
Belcastro Construction Management	0	0	2	4	11	36.4%
Southwest Steel of California	0	0	3	8	22	36.4%
Best Contracting Services	0	0	0	15	43	34.9%
Miller Equipment Rental	0	0	4	9	26	34.6%
Diversified Production Services, Inc.	0	0	4	19	55	34.5%
ADF International, Inc. which will do business in California as ADF Steel, Inc.	0	0	7	51	151	33.8%
GECTWO Inc.	0	0	0	1	3	33.3%
Woods Commercial Door Inc	0	0	0	1	3	33.3%
M S Rouse Company	0	0	0	2	6	33.3%
Pugliese Interior Systems Inc	0	0	1	2	6	33.3%
Metcoe Skylight Specialties	NEW	0	0	3	9	33.3%
Imperial Specialty Contracting Inc.	0	0	0	5	15	33.3%
The JV Land Clearing Company Inc	0	0	0	5	15	33.3%
RJ & J Construction Inc	0	0	5	13	40	32.5%
Drill Tech Drilling & Shoring	0	0	0	7	22	31.8%
The Culver Group	0	0	6	7	22	31.8%
Pan-Pacific Mechanical	0	0	7	42	132	31.8%
Lucas Builders	0	0	3	11	36	30.6%

LAMP Automated People Mover Project

Data Received Through: March 31, 2022 - Data Source: Contractor's LCP Tracker Report


Prime Contractor: LINXS

Subcontractor Name	Reported Community Sponsorships	 HIRE LAX Graduates	Total Impact Workers	Total Impact and Local Workers	Total Workers	Local Hire % (Headcount)
Rosendin Electric	1	1	18	83	273	30.4%
Allied Steel Co. Inc,	0	0	3	10	33	30.3%
Premier Tile & Marble	0	0	1	3	10	30.0%
Merli Concrete Pumping	0	0	0	6	20	30.0%
Legacy Foundations	0	0	9	25	84	29.8%
CMC Rebar West	0	0	15	88	297	29.6%
Crosstown Electric & Data Inc.	0	0	0	2	7	28.6%
Bill Carr Surveys, Inc.	0	0	1	4	14	28.6%
Pacific Steel Group	0	0	3	30	108	27.8%
Coast Building Products	0	0	0	3	11	27.3%
Granstrom Masonry Inc.	0	0	0	7	26	26.9%
Norcal Pipeline Services	1	1	3	21	78	26.9%
Building Electronic Controls	0	0	1	4	15	26.7%
Century Sweeping	0	0	1	4	15	26.7%
Concrete Coring Company	0	0	2	8	30	26.7%
Frank S. Smith Masonry Inc.	0	0	3	19	73	26.0%
Halco Testing Services	0	0	1	1	4	25.0%
Industrial High Voltage	0	0	0	1	4	25.0%
Rolling Plains Construction	0	0	1	1	4	25.0%
Rebar Engineering	0	0	0	2	8	25.0%
Preferred Ceilings Inc.	0	0	0	3	12	25.0%
Veterans Engineering Services Inc.	0	0	0	3	12	25.0%
Legacy Reinforcing Steel	0	0	2	9	36	25.0%
Griffith Company	0	0	1	15	60	25.0%
Bagatelos Architectural Glass Systems	0	0	2	7	30	23.3%
Anning-Johnson Company	0	0	2	11	48	22.9%

LAMP Automated People Mover Project

Data Received Through: March 31, 2022 - Data Source: Contractor's LCP Tracker Report


Prime Contractor: LINXS

Subcontractor Name	Reported Community Sponsorships	 HIRE LAX Graduates	Total Impact Workers	Total Impact and Local Workers	Total Workers	Local Hire % (Headcount)
ISEC Inc	0	0	2	5	22	22.7%
Sterndahl Enterprises, Inc	0	0	2	11	51	21.6%
Connor Concrete Cutting & Coring	0	0	1	1	5	20.0%
Smithson Electric	0	0	0	1	5	20.0%
M. B. Herzog Electric	0	0	0	2	10	20.0%
Maxwell's Backhoe Inc DBA MBI Excavation (Sub to Pan-Pacific Mechanical)	0	0	0	2	10	20.0%
Nevell Group Inc	0	0	0	8	40	20.0%
Troyer Contracting Company	0	0	0	4	21	19.0%
Sequoia Consultants, Inc.	0	0	2	14	75	18.7%
Standard Drywall Inc.	0	0	8	25	134	18.7%
BrandSafway Services LLC	0	0	3	18	97	18.6%
CMF Inc.	0	0	2	4	23	17.4%
Pre-Fab Builders Inc.	0	0	3	9	53	17.0%
Site Solution Services, Inc.	0	0	0	1	6	16.7%
2R Drilling	0	0	0	2	12	16.7%
Alert Insulation Company Inc.	0	0	0	2	12	16.7%
Tahlequah Rebar Info	0	0	2	7	42	16.7%
Malcolm Drilling	0	0	1	3	19	15.8%
Integrity Rebar Placers	0	0	1	14	89	15.7%
Dywidag Systems International	0	0	0	10	67	14.9%
Regional Steel Corporation	0	0	0	1	7	14.3%
Marne Construction Inc	0	0	1	5	35	14.3%
Conco Pumping a dba of Gonsalves & Santucci	0	0	1	1	8	12.5%
Winegardner Masonry Inc	0	0	0	2	16	12.5%
JLS Concrete Pumping (dba of Brundage Bone Concrete)	0	0	0	5	43	11.6%
Genesis One Group	NEW	0	0	1	10	10.0%
Red Hawk Services		0	1	2	20	10.0%

LAMP Automated People Mover Project

Data Received Through: March 31, 2022 - Data Source: Contractor's LCP Tracker Report


Prime Contractor: LINXS

Subcontractor Name	Reported Community Sponsorships	 HIRE LAX Graduates	Total Impact Workers	Total Impact and Local Workers	Total Workers	Local Hire % (Headcount)
G & F Concrete Cutting	0	0	1	2	22	9.1%
Maxim Crane LP	0	0	0	8	92	8.7%
ADF Structural Steel	0	0	0	1	13	7.7%
Eljay Acoustics Inc	0	0	1	1	13	7.7%
C Below Inc	1	1	1	1	16	6.3%
Vertical Access, Inc	0	0	1	2	37	5.4%
Shaw & Sons Inc.	0	0	0	3	59	5.1%
Schindler Elevator Corporation	0	0	0	1	20	5.0%
Chavan Trucking	0	0	0	1	21	4.8%
Bragg Crane Service	0	0	0	1	44	2.3%
Mr Crane	0	0	0	2	88	2.3%
ARS Construction Services, Inc. dba Concrete Cutters International	0	0	0	0	1	0.0%
Global Transloading LLC	0	0	0	0	1	0.0%
JT Excavating	0	0	0	0	1	0.0%
L.A. Rebar Welding	0	0	0	0	1	0.0%
Matt Chlor Inc	0	0	0	0	1	0.0%
Penn Air Control	0	0	0	0	1	0.0%
R.J. Lalonde Inc	0	0	0	0	1	0.0%
Terry Rhodes Backhoe Service Inc.	0	0	0	0	1	0.0%
A-Gas US Inc., dba Rapid Recovery	0	0	0	0	2	0.0%
CMZ Excavation, Inc.	0	0	0	0	2	0.0%
Cramer Painting Inc	0	0	0	0	2	0.0%
Fastrack Rentals	0	0	0	0	2	0.0%
Ground Penetrating Radar Systems LLC	0	0	0	0	2	0.0%
SC Coatings Corp.	0	0	0	0	2	0.0%
ACE Concrete Cutting, Inc.	0	0	0	0	3	0.0%

LAMP Automated People Mover Project

Data Received Through: March 31, 2022 - Data Source: Contractor's LCP Tracker Report

Prime Contractor: LINXS

Subcontractor Name		Reported Community Sponsorships	 HIRE LAX Graduates	Total Impact Workers	Total Impact and Local Workers	Total Workers	Local Hire % (Headcount)
Traffic Loops Crackfilling Inc.		0	0	0	0	3	0.0%
Antoine Electric Inc		0	0	0	0	4	0.0%
Del Secco Diamond Core & Saw Inc.		0	0	0	0	4	0.0%
Sunstate Installations		0	0	0	0	4	0.0%
The LKR Group, Inc.		0	0	0	0	4	0.0%
Barneys Hole Digging		0	0	0	0	5	0.0%
Crane Rental Service Inc		0	0	0	0	5	0.0%
Master Coast, Inc.		0	0	0	0	5	0.0%
Lightning Protection Systems dba VFC Lightning Protection	NEW	0	0	0	0	6	0.0%
NMN Construction		0	0	0	0	6	0.0%
Cascade Drilling LP		0	0	0	0	7	0.0%
Hipp Wrap Containment		0	0	0	0	7	0.0%
David L. Addison dba Addison Equipment Rental		0	0	0	0	8	0.0%
Hydraulic Cranes LLC		0	0	0	0	8	0.0%
Commercial Scaffolding of CA Inc		0	0	0	0	10	0.0%
Dean's Certifies Welding Inc.		0	0	0	0	10	0.0%
Bragg Heavy Transport		0	0	0	0	12	0.0%
Torrent Resources (CA) Inc		0	0	0	0	12	0.0%
H.D. Conctruction Equipment Inc. (HDCE)		0	0	0	0	15	0.0%
Baryeh Construction		0	0	0	0	21	0.0%
Reliable Construction Services LLC		0	0	0	0	26	0.0%
		12	10	311	1609	5422	29.7%

LAX PLA Article III, Section 6 Contractor Hiring Obligations - . . . to maximize the employment of qualified local persons residing within the area of the Project, with the goal that at least 30% of each contractor's employees hired under this Agreement shall be either residents of the cities immediately adjacent to LAX or of the City of Los Angeles ("local residents"). Contractors shall develop a hiring plan and maintain records of their compliance efforts.