


Delta Sky Way Program II

Data Received Through: May 31, 2022 - Data Source: Contractor's LCP Tracker Report


Prime Contractor: Hensel Phelps

Subcontractor Name	Reported Community Sponsorships	 HIRE LAX Graduates	Total Impact Workers	Total Impact and Local Workers	Total Workers	Local Hire % (Headcount)	
Coast Building Products	0	0	N/A	1	1	100.0%	
JLM Installations, Inc	0	0	N/A	1	1	100.0%	
Won-Door Corporation	0	0	N/A	1	1	100.0%	
Bielski Specialties Services, Inc.	0	0	N/A	2	2	100.0%	
XL Fire Protection	0	0	N/A	2	2	100.0%	
Streamline Integration	0	0	N/A	9	12	75.0%	
El Prado Cleaning Service	0	0	N/A	41	56	73.2%	
Lejend Corporation	0	0	N/A	2	3	66.7%	
Valley Dispatch Inc.	0	0	N/A	8	12	66.7%	
BT Trucking, Inc	0	0	N/A	12	18	66.7%	
Final Cleaning Solutions	0	0	N/A	24	37	64.9%	
24 Hours Sweeping Inc	0	0	N/A	7	11	63.6%	
Assa Abloy Entrance Systems US Inc	0	0	N/A	5	8	62.5%	
EER, Inc.	0	0	N/A	5	8	62.5%	
Wagner Engineering & Survey Inc.	0	0	N/A	10	16	62.5%	
T&M Construction	NEW	0	0	N/A	3	5	60.0%
Bapko Metal, Inc	0	0	N/A	8	14	57.1%	
Direct AV	0	0	N/A	15	27	55.6%	
Monzon & Son Enterprises	0	0	N/A	46	83	55.4%	
Riselo Engineering Solutions, Inc.	0	0	N/A	6	11	54.5%	
Crown Fence	0	0	N/A	11	21	52.4%	
Bill Glore Inc	0	0	N/A	1	2	50.0%	
Imperial Specialty Contracting, Inc	NEW	0	0	1	2	50.0%	
Lawrence W Rosine Co.	0	0	N/A	1	2	50.0%	
Sign Industries Incorporated	0	0	N/A	1	2	50.0%	
3531 Trucking Inc	0	0	N/A	2	4	50.0%	
Evan Corporation dba Evan Fall Protection	0	0	N/A	2	4	50.0%	

Delta Sky Way Program II

Data Received Through: May 31, 2022 - Data Source: Contractor's LCP Tracker Report


Prime Contractor: Hensel Phelps

Subcontractor Name	Reported Community Sponsorships	 HIRE LAX Graduates	Total Impact Workers	Total Impact and Local Workers	Total Workers	Local Hire % (Headcount)
Giroux Glass, Inc.	0	0	N/A	2	4	50.0%
Hill Crane Service, Inc	0	0	N/A	2	4	50.0%
BEI Construction, Inc.	0	0	N/A	17	35	48.6%
Safe Scaffolding	0	0	N/A	7	15	46.7%
Masonry Concepts, Inc	0	0	N/A	21	46	45.7%
Cosco Fire Protection, Inc.	0	0	N/A	21	50	42.0%
Birdi & Associates, Inc.	0	0	N/A	5	12	41.7%
Limbach Company LP	0	0	N/A	5	12	41.7%
CSI Electrical Contractors, Inc.	0	0	N/A	7	17	41.2%
Bill Carr Surveys, Inc.	0	0	N/A	4	10	40.0%
Borbon, Inc	0	0	N/A	4	10	40.0%
Woodbridge Glass Incorporated	0	0	N/A	9	23	39.1%
San-Mar Construction Co Inc	0	0	N/A	36	92	39.1%
Environmental Construction Group	0	0	N/A	53	138	38.4%
Condon Jonson & Associates, Inc	0	0	N/A	25	66	37.9%
Griffith Company	0	0	N/A	65	172	37.8%
Hensel Phelps Construction Co	3	3	N/A	66	179	36.9%
Morrow Meadows Corporation	0	0	N/A	153	431	35.5%
Malcolm Drilling Company	0	0	N/A	12	34	35.3%
Matrix Environmental, Inc.	0	0	N/A	46	131	35.1%
GGG Demolition, Inc.	0	0	N/A	28	80	35.0%
GecTwo Inc	0	0	N/A	47	135	34.8%
Pan-Pacific Mechanica, LLC	0	0	N/A	46	133	34.6%
Bonas Company	0	0	N/A	1	3	33.3%
Contract Décor, Inc.	0	0	N/A	1	3	33.3%
NRW Trucking Inc	0	0	N/A	1	3	33.3%
Service West	NEW	0	N/A	1	3	33.3%
L2 Specialties, Inc	0	0	N/A	2	6	33.3%

Delta Sky Way Program II

Data Received Through: May 31, 2022 - Data Source: Contractor's LCP Tracker Report


Prime Contractor: Hensel Phelps

Subcontractor Name	Reported Community Sponsorships	 HIRE LAX Graduates	Total Impact Workers	Total Impact and Local Workers	Total Workers	Local Hire % (Headcount)
So-Cal Insulation	0	0	N/A	2	6	33.3%
Shotcrete Structures, Inc	0	0	N/A	9	27	33.3%
SME Steel	0	0	N/A	34	102	33.3%
Building Electronic Controls	0	0	N/A	5	16	31.3%
Morrow Meadows Corporation (2)	0	0	N/A	71	229	31.0%
Xcel Mechanical System Inc.	0	0	N/A	12	39	30.8%
Infinity Drywall Contracting, Inc.	0	0	N/A	15	49	30.6%
Performance Contracting Inc.	0	0	N/A	79	259	30.5%
Nevell Group Inc	0	0	N/A	60	199	30.2%
Southwest Steel of California, Inc.	0	0	N/A	46	153	30.1%
Standard Drywall, Inc	0	0	N/A	20	67	29.9%
Brymax Construction Services	0	0	N/A	34	115	29.6%
Best Contracting Services Inc	0	0	N/A	36	123	29.3%
Washington Iron Works	1	1	N/A	19	66	28.8%
Signature Flooring, Inc	0	0	N/A	4	14	28.6%
Rosendin Electric	0	0	N/A	15	53	28.3%
Johnson & Turner Painting Co., Inc	0	0	N/A	11	39	28.2%
Granite Construction Company	0	0	N/A	41	146	28.1%
Gerdau Reinforcing Steel / CMC Rebar West	0	0	N/A	37	133	27.8%
Anning Johnson Company	0	0	N/A	15	54	27.8%
Concrete Coring Company	0	0	N/A	10	37	27.0%
Premier Tile & Marble	0	0	N/A	18	67	26.9%
ISEC, Inc.	0	0	N/A	36	135	26.7%
ARB, Inc.	0	0	N/A	21	79	26.6%
Murray Company	0	0	N/A	73	281	26.0%
Quality Production Services	0	0	N/A	18	71	25.4%
BrandSafway Services	0	0	N/A	26	103	25.2%
Karcher Firestopping, Inc	0	0	N/A	1	4	25.0%

Delta Sky Way Program II

Data Received Through: May 31, 2022 - Data Source: Contractor's LCP Tracker Report


Prime Contractor: Hensel Phelps

Subcontractor Name	Reported Community Sponsorships	 HIRE LAX Graduates	Total Impact Workers	Total Impact and Local Workers	Total Workers	Local Hire % (Headcount)
McKeon Door West Inc	0	0	N/A	1	4	25.0%
Smoke Guard California, Inc	0	0	N/A	1	4	25.0%
Zolnay Insulation Inc	0	0	N/A	1	4	25.0%
Site Solution Services, Inc.	0	0	N/A	2	8	25.0%
Rouch Rebar, Inc.	0	0	N/A	3	12	25.0%
Shoring Engineers	0	0	N/A	12	49	24.5%
Commercial Scaffolding Of CA	0	0	N/A	7	29	24.1%
Gonsalves & Santucci Inc DBA Conco Pumping	0	0	N/A	6	26	23.1%
ABT Transport & Equipment, Inc	0	0	N/A	8	35	22.9%
DSM Construction, Inc.	0	0	N/A	5	22	22.7%
Southern California Grading, Inc.	0	0	N/A	5	22	22.7%
Kamran Metalworks, Inc.	0	0	N/A	2	9	22.2%
Otis Elevator Company	0	0	N/A	15	68	22.1%
West Coast Firestopping, Inc	0	0	N/A	13	61	21.3%
PG Cutting Services	0	0	N/A	1	5	20.0%
The LKR Group, Inc	0	0	N/A	1	5	20.0%
Goss Construction	0	0	N/A	2	10	20.0%
Coast Building Products	0	0	N/A	4	21	19.0%
Genesis Floor Covering, Incf.	0	0	N/A	4	21	19.0%
Badger Daylighting Corp	0	0	N/A	11	58	19.0%
NorCal Pipeline Services, Inc.	0	0	N/A	3	16	18.8%
Drill Tech Drilling	0	0	N/A	8	43	18.6%
Corradini Corp	0	0	N/A	10	55	18.2%
JLS Pumping	0	0	N/A	7	41	17.1%
Comet Electric	0	0	N/A	1	6	16.7%
Mike Payne and Associates, Inc	0	0	N/A	1	6	16.7%
R.J. Lalonde Inc	0	0	N/A	1	6	16.7%
Air Balance Co, Inc.	0	0	N/A	2	12	16.7%

Delta Sky Way Program II

Data Received Through: May 31, 2022 - Data Source: Contractor's LCP Tracker Report


Prime Contractor: Hensel Phelps

Subcontractor Name	Reported Community Sponsorships	 HIRE LAX Graduates	Total Impact Workers	Total Impact and Local Workers	Total Workers	Local Hire % (Headcount)
PGC Construction Inc	0	0	N/A	2	12	16.7%
CR Insulation	0	0	N/A	3	18	16.7%
Vertical Access, Inc	0	0	N/A	7	43	16.3%
Centerline Concrete Cutting	0	0	N/A	1	7	14.3%
Konstruktors Inc.	0	0	N/A	1	7	14.3%
Smith-Emery Company	0	0	N/A	3	21	14.3%
Connor Concrete Cutting and Coring	0	0	N/A	4	29	13.8%
Karcher Insulation Systems, Inc (Sub to Pan-Pacific Mechanical)	0	0	N/A	2	15	13.3%
EthosEnergy Field Services, LLC	0	0	N/A	5	44	11.4%
Architectural Design & Signs, Inc.	0	0	N/A	1	9	11.1%
Chief Engineering Co.	0	0	N/A	3	28	10.7%
Mr. Crane Inc	0	0	N/A	10	99	10.1%
Herrick Corporation	1	1	N/A	4	41	9.8%
Power One, LLC	0	0	N/A	2	21	9.5%
Cell-Crete Corporation	0	0	N/A	1	11	9.1%
Integrity Rebar Places	0	0	N/A	2	30	6.7%
WGJ Enterprise, Inc dba PCI	0	0	N/A	1	21	4.8%
Burros Backhoe Service	0	0	N/A	0	1	0.0%
Conco Pumping	0	0	N/A	0	1	0.0%
David L Addison Inc DBA Addison Equipment Rental	0	0	N/A	0	1	0.0%
GQ Trucking Inc	0	0	N/A	0	1	0.0%
Harper's Backhoe Services, Inc. dba Harper Equipment Rental	0	0	N/A	0	1	0.0%
Merli Concrete Pumping	0	0	N/A	0	1	0.0%
Prospectra Contract Flooring	0	0	N/A	0	1	0.0%
TDC Trucking Inc	0	0	N/A	0	1	0.0%
TJD Trucking Inc	0	0	N/A	0	1	0.0%
Vaca Skip Loader Grading Services LLC	0	0	N/A	0	1	0.0%
Cali USA Acoustics Inc.	0	0	N/A	0	2	0.0%

Delta Sky Way Program II

Data Received Through: May 31, 2022 - Data Source: Contractor's LCP Tracker Report


Prime Contractor: Hensel Phelps

Subcontractor Name		Reported Community Sponsorships	 HIRE LAX Graduates	Total Impact Workers	Total Impact and Local Workers	Total Workers	Local Hire % (Headcount)
Exsell Sales Associates		0	0	N/A	0	2	0.0%
Foster Flooring		0	0	N/A	0	2	0.0%
Inspection Resources Co		0	0	N/A	0	2	0.0%
Karcher Interior Systems, Inc		0	0	N/A	0	2	0.0%
Koppl Pipeline Services, Inc.		0	0	N/A	0	2	0.0%
Mike Prich and Sons, Inc		0	0	N/A	0	2	0.0%
Penhall Compancy (Sub to Concrete Coring)		0	0	N/A	0	2	0.0%
Skycon Inc		0	0	N/A	0	2	0.0%
Straight Up Surveying		0	0	N/A	0	2	0.0%
The Door Crew, Inc.		0	0	N/A	0	2	0.0%
Anbessaw Consulting, Inc dba The Quality Firm		0	0	N/A	0	3	0.0%
Ground Penetrating Radar System, LLC		0	0	N/A	0	3	0.0%
Magna Transporation Group		0	0	N/A	0	3	0.0%
Miller Equipment Co, Inc		0	0	N/A	0	3	0.0%
Nold's Equipment, Inc.		0	0	N/A	0	3	0.0%
Premier Interior Dev., Inc.		0	0	N/A	0	3	0.0%
Reliable Construction Services, LLC		0	0	N/A	0	3	0.0%
Centerline Concrete Cutting (Cosco)		0	0	N/A	0	4	0.0%
Matt-Chlor, Inc		0	0	N/A	0	4	0.0%
Anglemyer Crane Rental	NEW	0	0	N/A	0	5	0.0%
RMA Group		0	0	N/A	0	5	0.0%
RMA Group		0	0	N/A	0	5	0.0%
Savala Equipment Company Inc dba Savala Equipment Rentals		0	0	N/A	0	5	0.0%
C.A. Buchen Corp		0	0	N/A	0	6	0.0%
Pavement Recycling Systems		0	0	N/A	0	6	0.0%
Schindler Elevator Corporation	NEW	0	0	N/A	0	6	0.0%
Climatec		0	0	N/A	0	8	0.0%

Delta Sky Way Program II

Data Received Through: May 31, 2022 - Data Source: Contractor's LCP Tracker Report

Prime Contractor: Hensel Phelps

Subcontractor Name		Reported Community Sponsorships	 HIRE LAX Graduates	Total Impact Workers	Total Impact and Local Workers	Total Workers	Local Hire % (Headcount)
NMN Construction, Inc		0	0	N/A	0	9	0.0%
Lonestar West Services LLC		0	0	N/A	0	11	0.0%
PCI	NEW	0	0	N/A	0	17	0.0%
Guzman Grading & Paving Corp		0	0	N/A	0	23	0.0%
		5	3		1871	6159	30.4%

LAX PLA Article III, Section 6 Contractor Hiring Obligations - . . . to maximize the employment of qualified local persons residing within the area of the Project, with the goal that at least 30% of each contractor's employees hired under this Agreement shall be either residents of the cities immediately adjacent to LAX or of the City of Los Angeles ("local residents"). Contractors shall develop a hiring plan and maintain records of their compliance efforts.