


## LAMP Automated People Mover Project

Data Received Through: October 31 2022 - Data Source: Contractor's LCP Tracker Report


Prime Contractor: LINXS

Subcontractor Name	Reported Community Sponsorships	 HIRE LAX Graduates	Total Impact Workers	Total Impact and Local Workers	Total Workers	Local Hire % (Headcount)
Gaul & Gaul dba Craftsman Concrete Cutting	0	0	0	1	1	100.0%
Hammer Down Transportation Inc	0	0	0	1	1	100.0%
Horton Automatics dba Overhead Door Corp.	0	0	0	2	2	100.0%
Diversified Janitorial DBA Coast 2 Coast Preservations	0	0	1	6	7	85.7%
Kehoe Engineering & Testing, Inc.	0	0	1	3	4	75.0%
24 Hour Sweeping, Inc.	0	0	1	6	8	75.0%
Pacific Drilling Company	0	0	2	9	13	69.2%
Global Transloading LLC	0	0	1	2	3	66.7%
Anytime Dumping Inc.	0	0	10	28	42	66.7%
W Contracting Corporation	0	0	7	24	38	63.2%
Fryman Management Inc	1	0	22	102	162	63.0%
Unique Scaffold (a dba of Emie & Sons Scagolding)	0	0	0	5	8	62.5%
Zolnay Insulation Inc - Sub to Pan-Pacific	0	0	0	3	5	60.0%
GECTWO Inc.	0	0	1	4	7	57.1%
Viking Insulation	0	0	0	5	9	55.6%
Harwood Construction Inc	0	0	0	6	11	54.5%
Triumph Painting	0	0	0	6	11	54.5%
WCW Inc	0	0	1	1	2	50.0%
Group Delta	0	0	0	2	4	50.0%
ABC Liovin Drilling Inc	0	0	1	8	16	50.0%
Hubcity Trucking	0	0	1	14	28	50.0%
Penhall Company	0	0	1	14	30	46.7%
LINXS Constructors	6	6	110	457	1065	42.9%
Dirty Deedz Dumping (dba of T & D Jetter LLC)	0	0	1	3	7	42.9%
Comet Electric	1	0	3	51	120	42.5%

# LAMP Automated People Mover Project

Data Received Through: October 31 2022 - Data Source: Contractor's LCP Tracker Report


Prime Contractor: LINXS

Subcontractor Name	Reported Community Sponsorships	 HIRE LAX Graduates	Total Impact Workers	Total Impact and Local Workers	Total Workers	Local Hire % (Headcount)
Matrix Environmental	0	0	4	67	162	41.4%
Techno Coatings Inc	0	0	4	20	49	40.8%
Corpro Companies	0	0	0	2	5	40.0%
Hamilton Blake LLC	0	0	0	2	5	40.0%
Hixson Backhoe Service Inc	0	0	0	2	5	40.0%
Koppl Pipeline Services	0	0	0	2	5	40.0%
Pacific Labor Group	0	0	1	2	5	40.0%
Birdi Constructors Inc	0	0	3	8	20	40.0%
Crown Fence Company	0	0	0	15	38	39.5%
Cosco Fire Protection	1	1	3	28	72	38.9%
Badger Daylighting	0	0	0	5	13	38.5%
Champion Crane Rental Inc.	0	0	0	3	8	37.5%
RJ & J Construction Inc	0	0	6	16	43	37.2%
Building Electronic Controls	0	0	1	7	19	36.8%
Metcoe Skylight Specialties	0	0	0	7	19	36.8%
Best Contracting Services	0	0	3	35	96	36.5%
Belcastro Construction Management	0	0	2	4	11	36.4%
Commerce Coating Services	0	0	0	8	22	36.4%
JT Winsatt Contracting Company	0	0	13	95	271	35.1%
Diversified Production Services, Inc.	0	0	4	19	55	34.5%
ADF International, Inc. which will do business in California as ADF Steel, Inc.	0	0	12	82	240	34.2%
Allied Steel Co. Inc,	0	0	4	14	41	34.1%
ISEC Inc	0	0	2	14	41	34.1%
Anning-Johnson Company	2	2	9	20	59	33.9%
Apolo Electric	0	0	0	1	3	33.3%
Woods Commercial Door Inc	0	0	0	1	3	33.3%

# LAMP Automated People Mover Project

Data Received Through: October 31 2022 - Data Source: Contractor's LCP Tracker Report


Prime Contractor: LINXS

Subcontractor Name	Reported Community Sponsorships	 HIRE LAX Graduates	Total Impact Workers	Total Impact and Local Workers	Total Workers	Local Hire % (Headcount)
DSM Construction	0	0	1	2	6	33.3%
Progressive Surface Solution, LLC	0	0	1	2	6	33.3%
Pugliese Interior Systems Inc	0	0	1	2	6	33.3%
South Bay Iron Inc	0	0	1	3	9	33.3%
Bali Construction	1	1	6	15	45	33.3%
Miller Equipment Rental	0	0	4	9	28	32.1%
Rosendin Electric	1	1	32	156	490	31.8%
Drill Tech Drilling & Shoring	0	0	1	7	22	31.8%
Merli Concrete Pumping	0	0	0	7	22	31.8%
The Culver Group	0	0	6	7	22	31.8%
Bagatelos Architectural Glass Systems	0	0	3	13	41	31.7%
Imperial Specialty Contracting Inc.	0	0	0	6	19	31.6%
Standard Drywall Inc.	0	0	23	76	243	31.3%
Pan-Pacific Mechanical	0	0	10	59	191	30.9%
CMF Inc.	0	0	5	25	83	30.1%
N/S Corporation	0	0	1	3	10	30.0%
Premier Tile & Marble	0	0	1	3	10	30.0%
Rolling Plains Construction	0	0	2	3	10	30.0%
Legacy Foundations	0	0	9	25	84	29.8%
CMC Rebar West	0	0	15	89	301	29.6%
The JV Land Clearing Company Inc	0	0	0	5	17	29.4%
Crosstown Electric & Data Inc.	0	0	0	2	7	28.6%
M S Rouse Company	0	0	0	2	7	28.6%
Sancon Technologies	0	0	0	2	7	28.6%
Travertine Inc	0	0	0	2	7	28.6%
Bill Carr Surveys, Inc.	0	0	1	4	14	28.6%

# LAMP Automated People Mover Project

Data Received Through: October 31 2022 - Data Source: Contractor's LCP Tracker Report


Prime Contractor: LINXS

Subcontractor Name	Reported Community Sponsorships	 HIRE LAX Graduates	Total Impact Workers	Total Impact and Local Workers	Total Workers	Local Hire % (Headcount)
Granstrom Masonry Inc.	0	0	0	13	47	27.7%
Frank S. Smith Masonry Inc.	0	0	3	21	76	27.6%
Southwest Steel of California	0	0	3	8	29	27.6%
Pacific Steel Group	0	0	3	30	109	27.5%
Century Sweeping	0	0	1	4	15	26.7%
Coast Building Products	0	0	0	4	15	26.7%
Lucas Builders	0	0	3	13	50	26.0%
Norcal Pipeline Services	1	1	3	21	82	25.6%
Halco Testing Services	0	0	1	1	4	25.0%
Industrial High Voltage	0	0	0	1	4	25.0%
South Coast Sweeping	0	0	0	1	4	25.0%
Rebar Engineering	0	0	0	2	8	25.0%
Preferred Ceilings Inc.	0	0	0	3	12	25.0%
Veterans Engineering Services Inc.	0	0	0	3	12	25.0%
Legacy Reinforcing Steel	0	0	2	9	36	25.0%
Griffith Company	0	0	2	19	77	24.7%
Concrete Coring Company	0	0	2	8	34	23.5%
BrandSafway Services LLC	0	0	8	34	145	23.4%
Masonry Concepts	0	0	1	7	31	22.6%
Nevell Group Inc	0	0	1	20	90	22.2%
Onyx Building Group	0	0	2	8	37	21.6%
Smithson Electric	0	0	0	1	5	20.0%
Maxwell's Backhoe Inc DBA MBI Excavation (Sub to Pan-Pacific Mechanical)	0	0	0	2	10	20.0%
Sterndahl Enterprises, Inc	0	0	3	12	61	19.7%
Pre-Fab Builders Inc.	0	0	3	9	53	17.0%
Sequoia Consultants, Inc.	0	0	2	14	83	16.9%

# LAMP Automated People Mover Project

Data Received Through: October 31 2022 - Data Source: Contractor's LCP Tracker Report


Prime Contractor: LINXS

Subcontractor Name	Reported Community Sponsorships	 HIRE LAX Graduates	Total Impact Workers	Total Impact and Local Workers	Total Workers	Local Hire % (Headcount)
Site Solution Services, Inc.	0	0	0	1	6	16.7%
T & H Interior Services Inc	0	0	0	1	6	16.7%
2R Drilling	0	0	0	2	12	16.7%
Alert Insulation Company Inc.	0	0	0	2	12	16.7%
Troyer Contracting Company	0	0	0	4	24	16.7%
Tahlequah Rebar Info	0	0	2	7	42	16.7%
Malcolm Drilling	0	0	1	3	19	15.8%
Integrity Rebar Placers	0	0	1	14	89	15.7%
Dywidag Systems International	0	0	0	10	67	14.9%
Regional Steel Corporation	0	0	0	1	7	14.3%
M. B. Herzog Electric	0	0	0	2	14	14.3%
Elljay Acoustics Inc	0	0	4	7	50	14.0%
BHC Crane LLC	0	0	0	1	8	12.5%
Connor Concrete Cutting & Coring	0	0	1	1	8	12.5%
JLS Concrete Pumping (dba of Brundage Bone Concrete)	0	0	0	6	48	12.5%
Winegardner Masonry Inc	0	0	0	6	48	12.5%
Marne Construction Inc	0	0	1	8	68	11.8%
RMA Group	0	0	0	1	9	11.1%
Genesis One Group	0	0	1	2	18	11.1%
Red Hawk Services	0	0	1	2	20	10.0%
Maxim Crane LP	0	0	0	11	117	9.4%
All American Asphalt	0	0	1	5	54	9.3%
Lightning Protection Systems dba VFC Lightning Protection	0	0	0	1	11	9.1%
G & F Concrete Cutting	0	0	1	2	22	9.1%
Conco Pumping a dba of Gonsalves & Santucci	0	0	1	1	12	8.3%
NMN Construction	0	0	0	1	12	8.3%
ADF Structural Steel	0	0	0	1	13	7.7%

# LAMP Automated People Mover Project

Data Received Through: October 31 2022 - Data Source: Contractor's LCP Tracker Report


Prime Contractor: LINXS

Subcontractor Name	Reported Community Sponsorships	 HIRE LAX Graduates	Total Impact Workers	Total Impact and Local Workers	Total Workers	Local Hire % (Headcount)
Shaw & Sons Inc.	0	0	0	5	74	6.8%
Vertical Access, Inc	0	0	1	3	46	6.5%
C Below Inc	1	1	1	1	16	6.3%
Schindler Elevator Corporation	0	0	0	2	36	5.6%
Chavan Trucking	0	0	0	1	23	4.3%
Reliable Construction Services LLC	0	0	0	1	29	3.4%
Bragg Crane Service	0	0	0	1	44	2.3%
Mr Crane	0	0	0	2	99	2.0%
ARS Construction Services, Inc. dba Concrete Cutters International	0	0	0	0	1	0.0%
ASSA ABLOY Entrance Systems	0	0	0	0	1	0.0%
JT Excavating	0	0	0	0	1	0.0%
L.A. Rebar Welding	0	0	0	0	1	0.0%
Outside The Lines Inc	0	0	0	0	1	0.0%
Penn Air Control	0	0	0	0	1	0.0%
Professional Utility Locating Services	0	0	0	0	1	0.0%
R.J. Lalonde Inc	0	0	0	0	1	0.0%
Terry Rhodes Backhoe Service Inc.	0	0	0	0	1	0.0%
A-Gas US Inc., dba Rapid Recovery	0	0	0	0	2	0.0%
Cramer Painting Inc	0	0	0	0	2	0.0%
D. C. Drilling Inc.	0	0	0	0	2	0.0%
Fastrack Rentals	0	0	0	0	2	0.0%
Ground Penetrating Radar Systems LLC	0	0	0	0	2	0.0%
Hydrosprout Inc	0	0	0	0	2	0.0%
Matt Chlor Inc	0	0	0	0	2	0.0%
Ramsey Oil Company	0	0	0	0	2	0.0%
SC Coatings Corp.	0	0	0	0	2	0.0%

# LAMP Automated People Mover Project

Data Received Through: October 31 2022 - Data Source: Contractor's LCP Tracker Report

Prime Contractor: LINXS

Subcontractor Name	Reported Community Sponsorships	 HIRE LAX Graduates	Total Impact Workers	Total Impact and Local Workers	Total Workers	Local Hire % (Headcount)
ACE Concrete Cutting, Inc.	0	0	0	0	3	0.0%
CMZ Excavation, Inc.	0	0	0	0	3	0.0%
Elite Group Enterpreises	0	0	0	0	3	0.0%
Antoine Electric Inc	0	0	0	0	4	0.0%
Cooper Engineering	0	0	0	0	4	0.0%
Del Secco Diamond Core & Saw Inc.	0	0	0	0	4	0.0%
Sunstate Installations	0	0	0	0	4	0.0%
The LKR Group, Inc.	0	0	0	0	4	0.0%
Barneys Hole Digging	0	0	0	0	5	0.0%
Crane Rental Service Inc	0	0	0	0	5	0.0%
Master Coast, Inc.	0	0	0	0	5	0.0%
Traffic Loops Crackfilling Inc.	0	0	0	0	5	0.0%
Cascade Drilling LP	0	0	0	0	7	0.0%
Hipp Wrap Containment	0	0	0	0	7	0.0%
Hydraulic Cranes LLC	0	0	0	0	9	0.0%
Commercial Scaffolding of CA Inc	0	0	0	0	10	0.0%
Dean's Certifies Welding Inc.	0	0	0	0	11	0.0%
Bragg Heavy Transport	0	0	0	0	12	0.0%
David L. Addison dba Addison Equipment Rental	0	0	0	0	12	0.0%
H.D. Construction Equipment Inc. (HDCE)	0	0	0	0	15	0.0%
Torrent Resources (CA) Inc	0	0	0	0	17	0.0%
Baryeh Construction	0	0	0	0	21	0.0%
	<b>15</b>	<b>13</b>	<b>418</b>	<b>2158</b>	<b>7130</b>	<b>30.3%</b>

# LAMP Automated People Mover Project

Data Received Through: October 31 2022 - Data Source: Contractor's LCP Tracker Report

Prime Contractor: LINXS

Subcontractor Name	Reported Community Sponsorships	 HIRE LAX Graduates	Total Impact Workers	Total Impact and Local Workers	Total Workers	Local Hire % (Headcount)
--------------------	---------------------------------	---	----------------------	--------------------------------	---------------	--------------------------

**LAX PLA Article III, Section 6 Contractor Hiring Obligations** - . . . to maximize the employment of qualified local persons residing within the area of the Project, with the goal that at least 30% of each contractor’s employees hired under this Agreement shall be either residents of the cities immediately adjacent to LAX or of the City of Los Angeles (“local residents”). Contractors shall develop a hiring plan and maintain records of their compliance efforts.