


## Delta Sky Way Program II

Data Received Through: August 31, 2023 - Data Source: Contractor's LCP Tracker Report


Prime Contractor: Hensel Phelps

| Subcontractor Name                  | Reported Community Sponsorships |  HIRE LAX Graduates | Total Impact Workers | Total Impact and Local Workers | Total Workers | Local Hire % (Headcount) |
|-------------------------------------|---------------------------------|---|----------------------|--------------------------------|---------------|--------------------------|
| JLM Installations, Inc              | 0                               | 0   | N/A                  | 1                              | 1             | 100.0%                   |
| Won-Door Corporation                | 0                               | 0   | N/A                  | 1                              | 1             | 100.0%                   |
| Bielski Specialties Services, Inc.  | 0                               | 0   | N/A                  | 2                              | 2             | 100.0%                   |
| XL Fire Protection                  | 0                               | 0   | N/A                  | 2                              | 2             | 100.0%                   |
| Streamline Integration              | 0                               | 0   | N/A                  | 9                              | 12            | 75.0%                    |
| El Prado Cleaning Service           | 0                               | 0   | N/A                  | 41                             | 56            | 73.2%                    |
| Lejend Corporation                  | 0                               | 0   | N/A                  | 2                              | 3             | 66.7%                    |
| T&M Construction                    | 0                               | 0   | N/A                  | 4                              | 6             | 66.7%                    |
| Valley Dispatch Inc.                | 0                               | 0   | N/A                  | 8                              | 12            | 66.7%                    |
| BT Trucking, Inc                    | 0                               | 0   | N/A                  | 12                             | 18            | 66.7%                    |
| 24 Hours Sweeping Inc               | 0                               | 0   | N/A                  | 7                              | 11            | 63.6%                    |
| Assa Abloy Entrance Systems US Inc  | 0                               | 0   | N/A                  | 7                              | 11            | 63.6%                    |
| EER, Inc.                           | 0                               | 0   | N/A                  | 7                              | 11            | 63.6%                    |
| Final Cleaning Solutions            | 0                               | 0   | N/A                  | 26                             | 41            | 63.4%                    |
| Fryman Management Inc               | 0                               | 0   | N/A                  | 5                              | 8             | 62.5%                    |
| Riselo Engineering Solutions, Inc.  | 0                               | 0   | N/A                  | 11                             | 18            | 61.1%                    |
| Wagner Engineering & Survey Inc.    | 0                               | 0   | N/A                  | 10                             | 18            | 55.6%                    |
| Monzon & Son Enterprises            | 0                               | 0   | N/A                  | 46                             | 83            | 55.4%                    |
| Direct AV                           | 0                               | 0   | N/A                  | 16                             | 29            | 55.2%                    |
| Crown Fence                         | 0                               | 0   | N/A                  | 11                             | 21            | 52.4%                    |
| Bill Glore Inc                      | 0                               | 0   | N/A                  | 1                              | 2             | 50.0%                    |
| Imperial Specialty Contracting, Inc | 0                               | 0   | N/A                  | 1                              | 2             | 50.0%                    |
| Lawrence W Rosine Co.               | 0                               | 0   | N/A                  | 1                              | 2             | 50.0%                    |
| Sign Industries Incorporated        | 0                               | 0   | N/A                  | 1                              | 2             | 50.0%                    |

## Delta Sky Way Program II

Data Received Through: August 31, 2023 - Data Source: Contractor's LCP Tracker Report


Prime Contractor: Hensel Phelps

| Subcontractor Name                        | Reported Community Sponsorships | <br>HIRE LAX Graduates | Total Impact Workers | Total Impact and Local Workers | Total Workers | Local Hire % (Headcount) |
|---|---------------------------------|--|----------------------|--------------------------------|---------------|--------------------------|
| 3531 Trucking Inc                         | 0                               | 0  | N/A                  | 2                              | 4             | 50.0%                    |
| Evan Corporation dba Evan Fall Protection | 0                               | 0  | N/A                  | 2                              | 4             | 50.0%                    |
| Giroux Glass, Inc.                        | 0                               | 0  | N/A                  | 2                              | 4             | 50.0%                    |
| Bapko Metal, Inc                          | 0                               | 0  | N/A                  | 8                              | 16            | 50.0%                    |
| BEI Construction, Inc.                    | 0                               | 0  | N/A                  | 17                             | 36            | 47.2%                    |
| Safe Scaffolding                          | 0                               | 0  | N/A                  | 7                              | 15            | 46.7%                    |
| Masonry Concepts, Inc                     | 0                               | 0  | N/A                  | 21                             | 49            | 42.9%                    |
| Cosco Fire Protection, Inc.               | 0                               | 0  | N/A                  | 25                             | 59            | 42.4%                    |
| Standard Drywall, Inc                     | 0                               | 0  | N/A                  | 43                             | 103           | 41.7%                    |
| Bird Constructors, Inc                    | 0                               | 0  | N/A                  | 5                              | 12            | 41.7%                    |
| Limbach Company LP                        | 0                               | 0  | N/A                  | 5                              | 12            | 41.7%                    |
| CSI Electrical Contractors, Inc.          | 0                               | 0  | N/A                  | 7                              | 17            | 41.2%                    |
| Bill Carr Surveys, Inc.                   | 0                               | 0  | N/A                  | 4                              | 10            | 40.0%                    |
| Hensel Phelps Construction Co             | 10                              | 8  | N/A                  | 90                             | 225           | 40.0%                    |
| San-Mar Construction Co Inc               | 0                               | 0  | N/A                  | 36                             | 92            | 39.1%                    |
| GecTwo Inc                                | 0                               | 0  | N/A                  | 63                             | 163           | 38.7%                    |
| Woodbridge Glass Incorporated             | 0                               | 0  | N/A                  | 10                             | 26            | 38.5%                    |
| Condon Jonson & Associates, Inc           | 0                               | 0  | N/A                  | 25                             | 66            | 37.9%                    |
| Environmental Construction Group          | 0                               | 0  | N/A                  | 56                             | 148           | 37.8%                    |
| Griffith Company                          | 0                               | 0  | N/A                  | 66                             | 176           | 37.5%                    |
| Morrow Meadows Corporation                | 0                               | 0  | N/A                  | 154                            | 435           | 35.4%                    |
| Building Electronic Controls              | 0                               | 0  | N/A                  | 6                              | 17            | 35.3%                    |
| Matrix Environmental, Inc.                | 0                               | 0  | N/A                  | 53                             | 151           | 35.1%                    |
| Az-Tec Erectors                           | 0                               | 0  | N/A                  | 1                              | 3             | 33.3%                    |
| Bonas Company                             | 0                               | 0  | N/A                  | 1                              | 3             | 33.3%                    |

## Delta Sky Way Program II

Data Received Through: August 31, 2023 - Data Source: Contractor's LCP Tracker Report


Prime Contractor: Hensel Phelps

| Subcontractor Name                        | Reported Community Sponsorships | <br>HIRE LAX Graduates | Total Impact Workers | Total Impact and Local Workers | Total Workers | Local Hire % (Headcount) |
|---|---------------------------------|--|----------------------|--------------------------------|---------------|--------------------------|
| Contract Décor, Inc.                      | 0                               | 0  | N/A                  | 1                              | 3             | 33.3%                    |
| NRW Trucking Inc                          | 0                               | 0  | N/A                  | 1                              | 3             | 33.3%                    |
| L2 Specialties, Inc                       | 0                               | 0  | N/A                  | 2                              | 6             | 33.3%                    |
| CR Insulation                             | 0                               | 0  | N/A                  | 9                              | 27            | 33.3%                    |
| Shotcrete Structures, Inc                 | 0                               | 0  | N/A                  | 9                              | 27            | 33.3%                    |
| GGG Demolition, Inc.                      | 0                               | 0  | N/A                  | 33                             | 99            | 33.3%                    |
| Pan-Pacific Mechanica, LLC                | 0                               | 0  | N/A                  | 45                             | 138           | 32.6%                    |
| Anning Johnson Company                    | 0                               | 0  | N/A                  | 19                             | 59            | 32.2%                    |
| Quality Production Services               | 0                               | 0  | N/A                  | 36                             | 113           | 31.9%                    |
| Nevell Group Inc                          | 0                               | 0  | N/A                  | 72                             | 227           | 31.7%                    |
| Malcolm Drilling Company                  | 0                               | 0  | N/A                  | 13                             | 41            | 31.7%                    |
| BrandSafway Services                      | 0                               | 0  | N/A                  | 36                             | 115           | 31.3%                    |
| SME Steel                                 | 0                               | 0  | N/A                  | 42                             | 136           | 30.9%                    |
| Concrete Coring Company                   | 0                               | 0  | N/A                  | 12                             | 39            | 30.8%                    |
| Infinity Drywall Contracting, Inc.        | 0                               | 0  | N/A                  | 15                             | 49            | 30.6%                    |
| Morrow Meadows Corporation (2)            | 0                               | 0  | N/A                  | 96                             | 316           | 30.4%                    |
| Brymax Construction Services              | 0                               | 0  | N/A                  | 35                             | 122           | 28.7%                    |
| The LKR Group, Inc                        | 0                               | 0  | N/A                  | 2                              | 7             | 28.6%                    |
| Southwest Steel of California, Inc.       | 0                               | 0  | N/A                  | 46                             | 161           | 28.6%                    |
| Washington Iron Works                     | 1                               | 1  | N/A                  | 23                             | 81            | 28.4%                    |
| ISEC, Inc.                                | 0                               | 0  | N/A                  | 40                             | 141           | 28.4%                    |
| Rosendin Electric                         | 0                               | 0  | N/A                  | 15                             | 53            | 28.3%                    |
| Best Contracting Services Inc             | 0                               | 0  | N/A                  | 39                             | 139           | 28.1%                    |
| Performance Contracting Inc.              | 0                               | 0  | N/A                  | 98                             | 350           | 28.0%                    |
| Gerdau Reinforcing Steel / CMC Rebar West | 0                               | 0  | N/A                  | 39                             | 140           | 27.9%                    |

## Delta Sky Way Program II

Data Received Through: August 31, 2023 - Data Source: Contractor's LCP Tracker Report


Prime Contractor: Hensel Phelps

| Subcontractor Name                         | Reported Community Sponsorships | <br>HIRE LAX Graduates | Total Impact Workers | Total Impact and Local Workers | Total Workers | Local Hire % (Headcount) |
|--|---------------------------------|--|----------------------|--------------------------------|---------------|--------------------------|
| Premier Tile & Marble                      | 0                               | 0  | N/A                  | 20                             | 72            | 27.8%                    |
| Vertical Access, Inc                       | 0                               | 0  | N/A                  | 16                             | 58            | 27.6%                    |
| Johnson & Turner Painting Co., Inc         | 0                               | 0  | N/A                  | 13                             | 48            | 27.1%                    |
| Murray Company                             | 0                               | 0  | N/A                  | 86                             | 323           | 26.6%                    |
| Xcel Mechanical System Inc.                | 0                               | 0  | N/A                  | 13                             | 51            | 25.5%                    |
| ARB, Inc.                                  | 0                               | 0  | N/A                  | 21                             | 83            | 25.3%                    |
| Karcher Firestopping, Inc                  | 0                               | 0  | N/A                  | 1                              | 4             | 25.0%                    |
| McKeon Door West Inc                       | 0                               | 0  | N/A                  | 1                              | 4             | 25.0%                    |
| Zolnay Insulation Inc                      | 0                               | 0  | N/A                  | 1                              | 4             | 25.0%                    |
| Centerline Concrete Cutting                | 0                               | 0  | N/A                  | 2                              | 8             | 25.0%                    |
| Hill Crane Service, Inc                    | 0                               | 0  | N/A                  | 2                              | 8             | 25.0%                    |
| Site Solution Services, Inc.               | 0                               | 0  | N/A                  | 2                              | 8             | 25.0%                    |
| Smoke Guard California, Inc                | 0                               | 0  | N/A                  | 2                              | 8             | 25.0%                    |
| Rouch Rebar, Inc.                          | 0                               | 0  | N/A                  | 3                              | 12            | 25.0%                    |
| Signature Flooring, Inc                    | 0                               | 0  | N/A                  | 4                              | 16            | 25.0%                    |
| Shoring Engineers                          | 0                               | 0  | N/A                  | 13                             | 52            | 25.0%                    |
| Granite Construction Company               | 0                               | 0  | N/A                  | 49                             | 198           | 24.7%                    |
| Borbon, Inc                                | 0                               | 0  | N/A                  | 5                              | 21            | 23.8%                    |
| Gonsalves & Santucci Inc DBA Conco Pumping | 0                               | 0  | N/A                  | 6                              | 26            | 23.1%                    |
| ABT Transport & Equipment, Inc             | 0                               | 0  | N/A                  | 8                              | 35            | 22.9%                    |
| DSM Construction, Inc.                     | 0                               | 0  | N/A                  | 5                              | 22            | 22.7%                    |
| So-Cal Insulation                          | 0                               | 0  | N/A                  | 2                              | 9             | 22.2%                    |
| Power One, LLC                             | 0                               | 0  | N/A                  | 8                              | 36            | 22.2%                    |
| Commercial Scaffolding Of CA               | 0                               | 0  | N/A                  | 7                              | 32            | 21.9%                    |
| West Coast Firestopping, Inc               | 0                               | 0  | N/A                  | 13                             | 61            | 21.3%                    |

## Delta Sky Way Program II

Data Received Through: August 31, 2023 - Data Source: Contractor's LCP Tracker Report


Prime Contractor: Hensel Phelps

| Subcontractor Name  | Reported<br>Community<br>Sponsorships | <br>HIRE LAX<br>Graduates | Total Impact<br>Workers | Total Impact and<br>Local Workers | Total Workers | Local Hire %<br>(Headcount) |
|---|---------------------------------------|---|-------------------------|-----------------------------------|---------------|-----------------------------|
| Otis Elevator Company   | 0                                     | 0   | N/A                     | 15                                | 71            | 21.1%                       |
| Coast Building Products   | 0                                     | 0   | N/A                     | 5                                 | 24            | 20.8%                       |
| Koppl Pipeline Services, Inc.                                   | 0                                     | 0   | N/A                     | 1                                 | 5             | 20.0%                       |
| Goss Construction   | 0                                     | 0   | N/A                     | 2                                 | 10            | 20.0%                       |
| Genesis Floor Covering, Incf.                                   | 0                                     | 0   | N/A                     | 4                                 | 21            | 19.0%                       |
| Southern California Grading, Inc.                               | 0                                     | 0   | N/A                     | 7                                 | 37            | 18.9%                       |
| Corradini Corp  | 0                                     | 0   | N/A                     | 12                                | 64            | 18.8%                       |
| Drill Tech Drilling   | 0                                     | 0   | N/A                     | 8                                 | 43            | 18.6%                       |
| Architectural Design & Signs, Inc.                              | 0                                     | 0   | N/A                     | 2                                 | 11            | 18.2%                       |
| Badger Daylighting Corp   | 0                                     | 0   | N/A                     | 11                                | 64            | 17.2%                       |
| Comet Electric  | 0                                     | 0   | N/A                     | 1                                 | 6             | 16.7%                       |
| Mike Payne and Associates, Inc                                  | 0                                     | 0   | N/A                     | 1                                 | 6             | 16.7%                       |
| R.J. Lalonde Inc  | 0                                     | 0   | N/A                     | 1                                 | 6             | 16.7%                       |
| Brundage Bone DBA JLS Pumping                                   | 0                                     | 0   | N/A                     | 8                                 | 48            | 16.7%                       |
| NorCal Pipeline Services, Inc.                                  | 0                                     | 0   | N/A                     | 3                                 | 19            | 15.8%                       |
| Smith-Emery Company   | 0                                     | 0   | N/A                     | 5                                 | 32            | 15.6%                       |
| PGC Construction Inc  | 0                                     | 0   | N/A                     | 2                                 | 13            | 15.4%                       |
| Konstruktors Inc.   | 0                                     | 0   | N/A                     | 1                                 | 7             | 14.3%                       |
| PG Cutting Services   | 0                                     | 0   | N/A                     | 1                                 | 7             | 14.3%                       |
| Kamran Metalworks, Inc.   | 0                                     | 0   | N/A                     | 2                                 | 14            | 14.3%                       |
| EthosEnergy Field Services, LLC                                 | 0                                     | 0   | N/A                     | 7                                 | 51            | 13.7%                       |
| Air Balance Co, Inc.  | 0                                     | 0   | N/A                     | 2                                 | 15            | 13.3%                       |
| Karcher Insulation Systems, Inc (Sub to Pan-Pacific Mechanical) | 0                                     | 0   | N/A                     | 2                                 | 16            | 12.5%                       |
| Connor Concrete Cutting and Coring                              | 0                                     | 0   | N/A                     | 4                                 | 34            | 11.8%                       |
| Mr. Crane Inc   | 0                                     | 0   | N/A                     | 11                                | 103           | 10.7%                       |

## Delta Sky Way Program II

Data Received Through: August 31, 2023 - Data Source: Contractor's LCP Tracker Report


Prime Contractor: Hensel Phelps

| Subcontractor Name  | Reported<br>Community<br>Sponsorships | <br>HIRE LAX<br>Graduates | Total Impact<br>Workers | Total Impact and<br>Local Workers | Total Workers | Local Hire %<br>(Headcount) |
|---|---------------------------------------|---|-------------------------|-----------------------------------|---------------|-----------------------------|
| Service West  | 0                                     | 0   | N/A                     | 1                                 | 10            | 10.0%                       |
| Herrick Corporation   | 1                                     | 1   | N/A                     | 4                                 | 41            | 9.8%                        |
| Marina Landscape, Inc                                       | 0                                     | 0   | N/A                     | 1                                 | 14            | 7.1%                        |
| Schindler Elevator Corporation                              | 0                                     | 0   | N/A                     | 2                                 | 28            | 7.1%                        |
| Cell-Crete Corporation                                      | 0                                     | 0   | N/A                     | 1                                 | 15            | 6.7%                        |
| Integrity Rebar Places                                      | 0                                     | 0   | N/A                     | 2                                 | 30            | 6.7%                        |
| WGJ Enterprise, Inc dba PCI                                 | 0                                     | 0   | N/A                     | 1                                 | 21            | 4.8%                        |
| PCI   | 0                                     | 0   | N/A                     | 1                                 | 25            | 4.0%                        |
| Black Falcon Transportation                                 | 0                                     | 0   | N/A                     | 0                                 | 1             | 0.0%                        |
| Burros Backhoe Service                                      | 0                                     | 0   | N/A                     | 0                                 | 1             | 0.0%                        |
| Conco Pumping   | 0                                     | 0   | N/A                     | 0                                 | 1             | 0.0%                        |
| David L Addison Inc DBA Addison Equipment Rental            | 0                                     | 0   | N/A                     | 0                                 | 1             | 0.0%                        |
| GQ Trucking Inc   | 0                                     | 0   | N/A                     | 0                                 | 1             | 0.0%                        |
| Harper's Backhoe Services, Inc. dba Harper Equipment Rental | 0                                     | 0   | N/A                     | 0                                 | 1             | 0.0%                        |
| Merli Concrete Pumping                                      | 0                                     | 0   | N/A                     | 0                                 | 1             | 0.0%                        |
| Pro Installations Inc. DBA Prospectra Contract Flooring     | 0                                     | 0   | N/A                     | 0                                 | 1             | 0.0%                        |
| TDC Trucking Inc  | 0                                     | 0   | N/A                     | 0                                 | 1             | 0.0%                        |
| TJD Trucking Inc  | 0                                     | 0   | N/A                     | 0                                 | 1             | 0.0%                        |
| Vaca Skip Loader Grading Services LLC                       | 0                                     | 0   | N/A                     | 0                                 | 1             | 0.0%                        |
| Cali USA Acoustics Inc.                                     | 0                                     | 0   | N/A                     | 0                                 | 2             | 0.0%                        |
| Crane Rental Services                                       | 0                                     | 0   | N/A                     | 0                                 | 2             | 0.0%                        |
| Exsell Sales Associates                                     | 0                                     | 0   | N/A                     | 0                                 | 2             | 0.0%                        |
| Foster Flooring   | 0                                     | 0   | N/A                     | 0                                 | 2             | 0.0%                        |
| Inspection Resources Co                                     | 0                                     | 0   | N/A                     | 0                                 | 2             | 0.0%                        |
| Karcher Interior Systems, Inc                               | 0                                     | 0   | N/A                     | 0                                 | 2             | 0.0%                        |

## Delta Sky Way Program II

Data Received Through: August 31, 2023 - Data Source: Contractor's LCP Tracker Report


Prime Contractor: Hensel Phelps

| Subcontractor Name                                      | Reported Community Sponsorships | <br>HIRE LAX Graduates | Total Impact Workers | Total Impact and Local Workers | Total Workers | Local Hire % (Headcount) |
|---|---------------------------------|--|----------------------|--------------------------------|---------------|--------------------------|
| Mike Prlich and Sons, Inc                               | 0                               | 0  | N/A                  | 0                              | 2             | 0.0%                     |
| Penhall Compancy (Sub to Concrete Coring)               | 0                               | 0  | N/A                  | 0                              | 2             | 0.0%                     |
| R.P.L. Trucking Inc                                     | 0                               | 0  | N/A                  | 0                              | 2             | 0.0%                     |
| Skycon Inc  | 0                               | 0  | N/A                  | 0                              | 2             | 0.0%                     |
| Straight Up Surveying                                   | 0                               | 0  | N/A                  | 0                              | 2             | 0.0%                     |
| Ground Penetrating Radar System, LLC                    | 0                               | 0  | N/A                  | 0                              | 3             | 0.0%                     |
| Magna Transporation Group                               | 0                               | 0  | N/A                  | 0                              | 3             | 0.0%                     |
| Miller Equipment Co, Inc                                | 0                               | 0  | N/A                  | 0                              | 3             | 0.0%                     |
| Nold's Equipment, Inc.                                  | 0                               | 0  | N/A                  | 0                              | 3             | 0.0%                     |
| Premier Interior Dev., Inc.                             | 0                               | 0  | N/A                  | 0                              | 3             | 0.0%                     |
| Anbessaw Consulting, Inc dba The Quality Firm           | 0                               | 0  | N/A                  | 0                              | 4             | 0.0%                     |
| The Door Crew, Inc.                                     | 0                               | 0  | N/A                  | 0                              | 4             | 0.0%                     |
| Anglemyer Crane Rental                                  | 0                               | 0  | N/A                  | 0                              | 5             | 0.0%                     |
| Matt-Chlor, Inc   | 0                               | 0  | N/A                  | 0                              | 5             | 0.0%                     |
| RMA Group   | 0                               | 0  | N/A                  | 0                              | 5             | 0.0%                     |
| RMA Group   | 0                               | 0  | N/A                  | 0                              | 5             | 0.0%                     |
| Savala Equipment Company Inc dba Savala Equipment Renta | 0                               | 0  | N/A                  | 0                              | 5             | 0.0%                     |
| C.A. Buchen Corp  | 0                               | 0  | N/A                  | 0                              | 6             | 0.0%                     |
| Climatec  | 0                               | 0  | N/A                  | 0                              | 8             | 0.0%                     |
| NMN Construction, Inc                                   | 0                               | 0  | N/A                  | 0                              | 9             | 0.0%                     |
| Applied Engineering Concepts                            | 0                               | 0  | N/A                  | 0                              | 10            | 0.0%                     |
| Lonestar West Services LLC                              | 0                               | 0  | N/A                  | 0                              | 11            | 0.0%                     |
| Pavement Recycling Systems                              | 0                               | 0  | N/A                  | 0                              | 11            | 0.0%                     |
| Reliable Construction Services, LLC                     | 0                               | 0  | N/A                  | 0                              | 15            | 0.0%                     |
| Guzman Grading & Paving Corp                            | 0                               | 0  | N/A                  | 0                              | 23            | 0.0%                     |

## Delta Sky Way Program II

Data Received Through: August 31, 2023 - Data Source: Contractor's LCP Tracker Report

Prime Contractor: Hensel Phelps

| Subcontractor Name | Reported Community Sponsorships | <br>HIRE LAX Graduates | Total Impact Workers | Total Impact and Local Workers | Total Workers | Local Hire % (Headcount) |
|--------------------|---------------------------------|--|----------------------|--------------------------------|---------------|--------------------------|
|                    | 12                              | 10   | N/A                  | 2,153                          | 7,094         | 30.3%                    |

**LAX PLA Article III, Section 6 Contractor Hiring Obligations** - . . . to maximize the employment of qualified local persons residing within the area of the Project, with the goal that at least 30% of each contractor's employees hired under this Agreement shall be either residents of the cities immediately adjacent to LAX or of the City of Los Angeles ("local residents"). Contractors shall develop a hiring plan and maintain records of their compliance efforts.