


LAMP Automated People Mover Project

Data Received Through: May 31, 2023 - Data Source: Contractor's LCP Tracker Report


Prime Contractor: LINXS

Subcontractor Name	Reported Community Sponsorships	 HIRE LAX Graduates	Total Impact Workers	Total Impact and Local Workers	Total Workers	Local Hire % (Headcount)
Gaul & Gaul dba Craftsman Concrete Cutting	0	0	0	1	1	100.0%
Hammer Down Transportation Inc	0	0	0	1	1	100.0%
Horton Automatics dba Overhead Door Corp.	0	0	0	2	2	100.0%
CA Sign	0	0	0	5	6	83.3%
Global Transloading LLC	0	0	1	4	5	80.0%
Kehoe Engineering & Testing, Inc.	0	0	1	3	4	75.0%
24 Hour Sweeping, Inc.	0	0	1	6	8	75.0%
Diversified Janitorial DBA Coast 2 Coast Preservations	0	0	1	6	8	75.0%
Pacific Drilling Company	0	0	2	9	13	69.2%
Anytime Dumping Inc.	0	0	11	30	44	68.2%
Toro Enterprises	0	0	0	4	6	66.7%
Fryman Management Inc	1	0	23	107	169	63.3%
W Contracting Corporation	0	0	7	24	38	63.2%
GECTWO Inc.	0	0	1	5	8	62.5%
Unique Scaffold (a dba of Emie & Sons Scagolding)	0	0	0	5	8	62.5%
Zolnay Insulation Inc - Sub to Pan-Pacific	0	0	0	3	5	60.0%
Pacific Labor Group	0	0	1	7	12	58.3%
Triumph Painting	0	0	0	6	11	54.5%
Harwood Construction Inc	0	0	0	7	13	53.8%
Viking Insulation	0	0	0	8	15	53.3%
California Earth Transport Inc.	0	0	5	22	43	51.2%
WCW Inc	0	0	1	1	2	50.0%
Apolo Electric	0	0	0	2	4	50.0%
Group Delta	0	0	0	2	4	50.0%

LAMP Automated People Mover Project

Data Received Through: May 31, 2023 - Data Source: Contractor's LCP Tracker Report


Prime Contractor: LINXS

Subcontractor Name	Reported Community Sponsorships	 HIRE LAX Graduates	Total Impact Workers	Total Impact and Local Workers	Total Workers	Local Hire % (Headcount)
ABC Liovin Drilling Inc	0	0	1	8	16	50.0%
Hubcity Trucking	0	0	1	14	28	50.0%
Standard Drywall Inc.	0	0	22	72	158	45.6%
Matrix Environmental	0	0	5	79	179	44.1%
Comet Electric	1	0	3	60	137	43.8%
Building Electronic Controls	0	0	2	10	23	43.5%
Dirty Deedz Dumping (dba of T & D Jetter LLC)	0	0	1	3	7	42.9%
Premier Tile & Marble	0	0	2	9	21	42.9%
Penhall Company	0	0	1	15	35	42.9%
LINXS Constructors	6	6	113	466	1099	42.4%
DSM Construction	0	0	3	5	12	41.7%
Crown Fence Company	0	0	0	16	39	41.0%
BT Trucking Inc.	0	0	3	31	76	40.8%
Corrpro Companies	0	0	0	2	5	40.0%
Hamilton Blake LLC	0	0	0	2	5	40.0%
Hixson Backhoe Service Inc	0	0	0	2	5	40.0%
Champion Crane Rental Inc.	0	0	0	3	8	37.5%
Birdi Constructors Inc	0	0	3	9	24	37.5%
Cosco Fire Protection	1	1	3	34	91	37.4%
RJ & J Construction Inc	0	0	6	16	43	37.2%
Metcoe Skylight Specialties	0	0	0	10	27	37.0%
ISEC Inc	0	0	5	18	49	36.7%
Techno Coatings Inc	0	0	4	22	60	36.7%
Belcastro Construction Management	0	0	2	4	11	36.4%
N/S Corporation	0	0	1	4	11	36.4%

LAMP Automated People Mover Project

Data Received Through: May 31, 2023 - Data Source: Contractor's LCP Tracker Report


Prime Contractor: LINXS

Subcontractor Name	Reported Community Sponsorships	 HIRE LAX Graduates	Total Impact Workers	Total Impact and Local Workers	Total Workers	Local Hire % (Headcount)
JT Winsatt Contracting Company	0	0	13	95	271	35.1%
Diversified Production Services, Inc.	0	0	4	19	55	34.5%
ADF International, Inc. DBA as ADF Steel, Inc.	0	0	12	84	251	33.5%
Woods Commercial Door Inc	0	0	0	1	3	33.3%
Pugliese Interior Systems Inc	0	0	1	2	6	33.3%
South Bay Iron Inc	0	0	1	3	9	33.3%
Badger Daylighting	0	0	0	5	15	33.3%
The Culver Group	0	0	6	8	24	33.3%
Allied Steel Co. Inc,	0	0	5	15	45	33.3%
Bagatelos Architectural Glass Systems	0	0	3	15	45	33.3%
Rosendin Electric	1	1	37	173	542	31.9%
Drill Tech Drilling & Shoring	0	0	1	7	22	31.8%
Anning-Johnson Company	2	2	7	19	61	31.1%
Best Contracting Services	0	0	3	38	122	31.1%
Imperial Specialty Contracting Inc.	0	0	0	8	26	30.8%
Merli Concrete Pumping	0	0	0	7	23	30.4%
Bali Construction	1	1	8	20	66	30.3%
Miller Equipment Rental	0	0	4	9	30	30.0%
CMF Inc.	0	0	6	28	94	29.8%
Legacy Foundations	0	0	9	25	84	29.8%
CMC Rebar West	0	0	15	90	303	29.7%
Commerce Coating Services	0	0	0	16	54	29.6%
Pan-Pacific Mechanical	0	0	10	64	217	29.5%
Coast Building Products	0	0	0	5	17	29.4%

LAMP Automated People Mover Project

Data Received Through: May 31, 2023 - Data Source: Contractor's LCP Tracker Report


Prime Contractor: LINXS

Subcontractor Name	Reported Community Sponsorships	 HIRE LAX Graduates	Total Impact Workers	Total Impact and Local Workers	Total Workers	Local Hire % (Headcount)
The JV Land Clearing Company Inc	0	0	0	5	17	29.4%
Concrete Coring Company	0	0	2	11	38	28.9%
BrandSafway Services LLC	0	0	14	51	178	28.7%
Crosstown Electric & Data Inc.	0	0	0	2	7	28.6%
M S Rouse Company	0	0	0	2	7	28.6%
Sancon Technologies	0	0	0	2	7	28.6%
Travertine Inc	0	0	0	2	7	28.6%
Bill Carr Surveys, Inc.	0	0	1	4	14	28.6%
Southwest Steel of California	0	0	3	12	42	28.6%
Legacy Reinforcing Steel	0	0	2	15	53	28.3%
Granstrom Masonry Inc.	0	0	0	13	47	27.7%
Pacific Steel Group	0	0	3	30	109	27.5%
Frank S. Smith Masonry Inc.	0	0	3	21	77	27.3%
Century Sweeping	0	0	1	4	15	26.7%
Preferred Ceilings Inc.	0	0	0	4	15	26.7%
Lucas Builders	0	0	3	14	55	25.5%
Halco Testing Services	0	0	1	1	4	25.0%
Industrial High Voltage	0	0	0	1	4	25.0%
Progressive Surface Solution, LLC	0	0	1	2	8	25.0%
Rebar Engineering	0	0	0	2	8	25.0%
Veterans Engineering Services Inc.	0	0	0	3	12	25.0%
Norcal Pipeline Services	1	1	3	21	84	25.0%
Onyx Building Group	0	0	3	11	45	24.4%
Griffith Company	0	0	2	21	89	23.6%
Rolling Plains Construction	0	0	2	4	17	23.5%

LAMP Automated People Mover Project

Data Received Through: May 31, 2023 - Data Source: Contractor's LCP Tracker Report


Prime Contractor: LINXS

Subcontractor Name	Reported Community Sponsorships	 HIRE LAX Graduates	Total Impact Workers	Total Impact and Local Workers	Total Workers	Local Hire % (Headcount)
Masonry Concepts	0	0	1	7	31	22.6%
Regional Steel Corporation	0	0	0	3	14	21.4%
Nevell Group Inc	0	0	1	22	106	20.8%
Sterndahl Enterprises, Inc	0	0	3	13	63	20.6%
Penn Air Control	0	0	0	1	5	20.0%
Rutherford Co. Inc	0	0	0	1	5	20.0%
Smithson Electric	0	0	0	1	5	20.0%
Maxwell's Backhoe Inc DBA MBI Excavation (Sub to Pan-Paci	0	0	0	2	10	20.0%
Mike Payne & Associates	0	0	1	2	10	20.0%
RMA Group	0	0	0	2	10	20.0%
SC Coatings Corp.	0	0	0	2	11	18.2%
Pre-Fab Builders Inc.	0	0	3	9	53	17.0%
Crane Rental Service Inc	0	0	0	1	6	16.7%
Site Solution Services, Inc.	0	0	0	1	6	16.7%
T & H Interior Services Inc	0	0	0	1	6	16.7%
2R Drilling	0	0	0	2	12	16.7%
Alert Insulation Company Inc.	0	0	0	2	12	16.7%
Troyer Contracting Company	0	0	0	4	24	16.7%
Tahlequah Rebar Info	0	0	2	7	42	16.7%
Sequoia Consultants, Inc.	0	0	2	14	84	16.7%
All American Asphalt	0	0	5	12	75	16.0%
Marne Construction Inc	0	0	2	15	94	16.0%
Malcolm Drilling	0	0	1	3	19	15.8%
Integrity Rebar Placers	0	0	1	14	89	15.7%
Dywidag Systems International	0	0	0	10	67	14.9%

LAMP Automated People Mover Project

Data Received Through: May 31, 2023 - Data Source: Contractor's LCP Tracker Report


Prime Contractor: LINXS

Subcontractor Name	Reported Community Sponsorships	 HIRE LAX Graduates	Total Impact Workers	Total Impact and Local Workers	Total Workers	Local Hire % (Headcount)
Koppl Pipeline Services	0	0	0	1	7	14.3%
South Coast Sweeping	0	0	0	1	7	14.3%
M. B. Herzog Electric	0	0	0	2	14	14.3%
ElJay Acoustics Inc	0	0	4	7	50	14.0%
BHC Crane LLC	0	0	0	1	8	12.5%
Winegardner Masonry Inc	0	0	0	6	49	12.2%
JLS Concrete Pumping (dba of Brundage Bone Concrete)	0	0	0	6	50	12.0%
Schindler Elevator Corporation	0	0	2	5	44	11.4%
Connor Concrete Cutting & Coring	0	0	1	1	9	11.1%
Siemens Industry Inc.	0	0	0	1	9	11.1%
Genesis One Group	0	0	1	2	18	11.1%
Vertical Access, Inc	0	0	1	6	54	11.1%
Red Hawk Services	0	0	1	2	20	10.0%
G & F Concrete Cutting	0	0	1	2	22	9.1%
Maxim Crane LP	0	0	0	11	122	9.0%
Conco Pumping a dba of Gonsalves & Santucci	0	0	1	1	12	8.3%
ADF Structural Steel	0	0	0	1	13	7.7%
Shaw & Sons Inc.	0	0	0	6	84	7.1%
C Below Inc	1	1	1	1	16	6.3%
NMN Construction	0	0	0	1	16	6.3%
Lightning Protection Systems dba VFC Lightning Protection	0	0	0	1	18	5.6%
Chavan Trucking	0	0	0	1	24	4.2%
Reliable Construction Services LLC	0	0	0	1	29	3.4%
Bragg Crane Service	0	0	0	1	44	2.3%
Mr Crane	0	0	0	2	99	2.0%

LAMP Automated People Mover Project

Data Received Through: May 31, 2023 - Data Source: Contractor's LCP Tracker Report


Prime Contractor: LINXS

Subcontractor Name	Reported Community Sponsorships	 HIRE LAX Graduates	Total Impact Workers	Total Impact and Local Workers	Total Workers	Local Hire % (Headcount)
ARS Construction Services, Inc. dba Concrete Cutters Internat	0	0	0	0	1	0.0%
ASSA ABLOY Entrance Systems	0	0	0	0	1	0.0%
California Testing & Inspections Inc.	0	0	0	0	1	0.0%
JT Excavating	0	0	0	0	1	0.0%
L.A. Rebar Welding	0	0	0	0	1	0.0%
Professional Utility Locating Services	0	0	0	0	1	0.0%
R.J. Lalonde Inc	0	0	0	0	1	0.0%
Terry Rhodes Backhoe Service Inc.	0	0	0	0	1	0.0%
A-Gas US Inc., dba Rapid Recovery	0	0	0	0	2	0.0%
Automated Gate Services Inc.	0	0	0	0	2	0.0%
By Any Means Trucking LLC	0	0	0	0	2	0.0%
Cramer Painting Inc	0	0	0	0	2	0.0%
Culwell Abrasive Inc.	0	0	0	0	2	0.0%
D. C. Drilling Inc.	0	0	0	0	2	0.0%
Ground Penetrating Radar Systems LLC	0	0	0	0	2	0.0%
ACE Concrete Cutting, Inc.	0	0	0	0	3	0.0%
CMZ Excavation, Inc.	0	0	0	0	3	0.0%
Elite Group Enterpreises	0	0	0	0	3	0.0%
Fastrack Rentals	0	0	0	0	3	0.0%
Matt Chlor Inc	0	0	0	0	3	0.0%
Antoine Electric Inc	0	0	0	0	4	0.0%
Cooper Engineering	0	0	0	0	4	0.0%
Del Secco Diamond Core & Saw Inc.	0	0	0	0	4	0.0%
Hydrosprout Inc	0	0	0	0	4	0.0%
Sunstate Installations	0	0	0	0	4	0.0%

LAMP Automated People Mover Project

Data Received Through: May 31, 2023 - Data Source: Contractor's LCP Tracker Report

Prime Contractor: LINXS

Subcontractor Name	Reported Community Sponsorships	 HIRE LAX Graduates	Total Impact Workers	Total Impact and Local Workers	Total Workers	Local Hire % (Headcount)
The LKR Group	0	0	0	0	4	0.0%
Barneys Hole Digging	0	0	0	0	5	0.0%
Master Coast, Inc.	0	0	0	0	5	0.0%
Cascade Drilling LP	0	0	0	0	7	0.0%
Hipp Wrap Containment	0	0	0	0	7	0.0%
Traffic Loops Crackfilling Inc.	0	0	0	0	7	0.0%
Hydraulic Cranes LLC	0	0	0	0	9	0.0%
Commercial Scaffolding of CA Inc	0	0	0	0	10	0.0%
Dean's Certifies Welding Inc.	0	0	0	0	11	0.0%
Bragg Heavy Transport	0	0	0	0	12	0.0%
David L. Addison dba Addison Equipment Rental	0	0	0	0	12	0.0%
H.D. Construction Equipment Inc. (HDCE)	0	0	0	0	15	0.0%
Torrent Resources (CA) Inc	0	0	0	0	18	0.0%
Baryeh Construction	0	0	0	0	21	0.0%
	15	13	460	2419	7840	30.9%

LAX PLA Article III, Section 6 Contractor Hiring Obligations - . . . to maximize the employment of qualified local persons residing within the area of the Project, with the goal that at least 30% of each contractor's employees hired under this Agreement shall be either residents of the cities immediately adjacent to LAX or of the City of Los Angeles ("local residents"). Contractors shall develop a hiring plan and maintain records of their compliance efforts.