


## Terminal Cores and APM Interface

Data Received Through: January 31, 2024 - Data Source: City's Summary of Hiring Monthly Report


Prime Contractor: Austin Commercial

| Subcontractor Name                     | Reported Community Sponsorships |  HIRE LAX Graduates | Total Impact Workers | Total Impact and Local Workers | Total Workers | Local Hire % (Headcount) |
|--|---------------------------------|--|----------------------|--------------------------------|---------------|--------------------------|
| Crane Rental Service, Inc.             | 0                               | 0  | 0                    | 2                              | 2             | 100.0%                   |
| Lawrence Rosine                        | 0                               | 0  | 0                    | 2                              | 2             | 100.0%                   |
| Streamline Integration                 | 0                               | 0  | 1                    | 3                              | 3             | 100.0%                   |
| Commercial West Group Inc.             | 0                               | 0  | 0                    | 5                              | 5             | 100.0%                   |
| Fryman Management                      | 0                               | 0  | 11                   | 52                             | 67            | 77.6%                    |
| 24 Hours Sweeping                      | 0                               | 0  | 1                    | 3                              | 4             | 75.0%                    |
| Brundage - Bone Concrete Pumping       | 0                               | 0  | 0                    | 5                              | 7             | 71.4%                    |
| Final Cleaning Solutions Inc           | 0                               | 0  | 4                    | 31                             | 46            | 67.4%                    |
| Alliance Construction                  | 0                               | 0  | 0                    | 2                              | 3             | 66.7%                    |
| Better Way Plumbing                    | 0                               | 0  | 0                    | 2                              | 3             | 66.7%                    |
| BEI Construction                       | 0                               | 0  | 3                    | 8                              | 13            | 61.5%                    |
| Direct AV                              | 0                               | 0  | 0                    | 3                              | 5             | 60.0%                    |
| TEC Management Consultants Inc.        | 0                               | 0  | 20                   | 33                             | 58            | 56.9%                    |
| Harwood Construction Inc               | 0                               | 0  | 1                    | 6                              | 11            | 54.5%                    |
| Borbon Incorporated                    | 0                               | 0  | 1                    | 1                              | 2             | 50.0%                    |
| Won-Door Corp.                         | 0                               | 0  | 0                    | 1                              | 2             | 50.0%                    |
| Pionner Door and Service               | 0                               | 0  | 0                    | 2                              | 4             | 50.0%                    |
| Comet Electric                         | 0                               | 0  | 0                    | 13                             | 28            | 46.4%                    |
| DSM Construction Inc                   | 0                               | 0  | 2                    | 5                              | 11            | 45.5%                    |
| CMZ Excavation Inc                     | 0                               | 0  | 2                    | 10                             | 23            | 43.5%                    |
| Environmental Construction Group, Inc. | 0                               | 0  | 6                    | 20                             | 46            | 43.5%                    |
| CR Insulation                          | 0                               | 0  | 0                    | 3                              | 7             | 42.9%                    |
| Advance Fire Protection Co Inc         | 0                               | 0  | 1                    | 2                              | 5             | 40.0%                    |

## Terminal Cores and APM Interface

Data Received Through: January 31, 2024 - Data Source: City's Summary of Hiring Monthly Report


Prime Contractor: Austin Commercial

| Subcontractor Name                               | Reported Community Sponsorships | <br>HIRE LAX Graduates | Total Impact Workers | Total Impact and Local Workers | Total Workers | Local Hire % (Headcount) |
|--|---------------------------------|---|----------------------|--------------------------------|---------------|--------------------------|
| Ground Penetrating Radar Systems LLC             | 0                               | 0   | 1                    | 2                              | 5             | 40.0%                    |
| Door Specialties Inc DBA Door Systems Inc        | 0                               | 0   | 2                    | 4                              | 10            | 40.0%                    |
| Building Electronic Controls, Inc.               | 0                               | 0   | 2                    | 7                              | 18            | 38.9%                    |
| Stonerock Tile, Inc                              | 0                               | 0   | 1                    | 12                             | 31            | 38.7%                    |
| West Coast Firestopping, Inc.                    | 0                               | 0   | 2                    | 10                             | 26            | 38.5%                    |
| Southland HVAC & Construction, Inc.              | 0                               | 0   | 0                    | 3                              | 8             | 37.5%                    |
| California Construction Labor Services           | 1                               | 1   | 3                    | 18                             | 49            | 36.7%                    |
| Safe Scaffolding                                 | 0                               | 0   | 2                    | 13                             | 36            | 36.1%                    |
| Stefan Merli Plasterin Co Inc dba Merli Concrete | 0                               | 0   | 0                    | 9                              | 25            | 36.0%                    |
| Infinity Drywall Contracting Inc                 | 4                               | 4   | 9                    | 45                             | 127           | 35.4%                    |
| Birdi Constructors Inc                           | 0                               | 0   | 2                    | 9                              | 26            | 34.6%                    |
| Matrix Environmental, Inc.                       | 0                               | 0   | 3                    | 47                             | 138           | 34.1%                    |
| ISEC, Inc.                                       | 0                               | 0   | 9                    | 34                             | 100           | 34.0%                    |
| Karcher Firestopping, Inc.                       | 0                               | 0   | 0                    | 1                              | 3             | 33.3%                    |
| Site Solution Services                           | 0                               | 0   | 0                    | 1                              | 3             | 33.3%                    |
| Don H. Mahaffey Drilling CO                      | 0                               | 0   | 0                    | 4                              | 12            | 33.3%                    |
| Morrow Meadows                                   | 0                               | 0   | 2                    | 6                              | 18            | 33.3%                    |
| CSA Constructors, Inc.                           | 0                               | 0   | 1                    | 7                              | 21            | 33.3%                    |
| Best Contracting Services, Inc.                  | 0                               | 0   | 0                    | 25                             | 78            | 32.1%                    |
| Xcel Mechanical Systems, Inc                     | 0                               | 0   | 7                    | 48                             | 150           | 32.0%                    |
| Allied Steel Co., Inc.                           | 0                               | 0   | 2                    | 6                              | 19            | 31.6%                    |
| Mike Zarp  | 0                               | 0   | 1                    | 8                              | 26            | 30.8%                    |
| Rosendin Electric, Inc.                          | 0                               | 0   | 15                   | 64                             | 208           | 30.8%                    |
| ARB, Inc.  | 0                               | 0   | 4                    | 22                             | 72            | 30.6%                    |

## Terminal Cores and APM Interface

Data Received Through: January 31, 2024 - Data Source: City's Summary of Hiring Monthly Report


Prime Contractor: Austin Commercial

| Subcontractor Name                          | Reported Community Sponsorships | <br>HIRE LAX Graduates | Total Impact Workers | Total Impact and Local Workers | Total Workers | Local Hire % (Headcount) |
|---|---------------------------------|---|----------------------|--------------------------------|---------------|--------------------------|
| American National Insulation DBA Coast      | 0                               | 0   | 0                    | 3                              | 10            | 30.0%                    |
| Premier Tile & Marble                       | 0                               | 0   | 4                    | 15                             | 50            | 30.0%                    |
| Johnson & Turner Painting Company Inc       | 0                               | 0   | 1                    | 10                             | 34            | 29.4%                    |
| Perez Construction Group, Inc.              | 0                               | 0   | 6                    | 37                             | 129           | 28.7%                    |
| J Colavin & Son Inc.                        | 0                               | 0   | 0                    | 4                              | 14            | 28.6%                    |
| KDC Inc DBA Dynaelectric                    | 0                               | 0   | 2                    | 4                              | 14            | 28.6%                    |
| Rebar Engineering, Inc                      | 0                               | 0   | 5                    | 20                             | 71            | 28.2%                    |
| Martin Bros/Marcowall Inc                   | 0                               | 0   | 7                    | 37                             | 132           | 28.0%                    |
| Asbury Steel Inc                            | 0                               | 0   | 2                    | 10                             | 36            | 27.8%                    |
| Murray Plumbing & Heating Corp              | 0                               | 0   | 1                    | 3                              | 11            | 27.3%                    |
| P G C Construction Inc                      | 0                               | 0   | 0                    | 3                              | 11            | 27.3%                    |
| Elite Glazing Group Inc                     | 0                               | 0   | 1                    | 5                              | 19            | 26.3%                    |
| Anning-Johnson Company                      | 0                               | 0   | 8                    | 17                             | 65            | 26.2%                    |
| Corradini Corp                              | 1                               | 1   | 6                    | 16                             | 63            | 25.4%                    |
| CSI Electrical Contractors, Inc             | 0                               | 0   | 6                    | 22                             | 87            | 25.3%                    |
| So Cal Fence                                | 0                               | 0   | 1                    | 2                              | 8             | 25.0%                    |
| Traffic Management Inc                      | 0                               | 0   | 2                    | 6                              | 24            | 25.0%                    |
| SJN Builders Inc                            | 0                               | 0   | 3                    | 12                             | 48            | 25.0%                    |
| Limbach Company LP                          | 0                               | 0   | 1                    | 9                              | 37            | 24.3%                    |
| Performance Contracting, Inc.               | 1                               | 1   | 10                   | 52                             | 218           | 23.9%                    |
| G.O. Rodriguez Trucking, Inc                | 0                               | 0   | 1                    | 5                              | 22            | 22.7%                    |
| Karcher Insulation Inc                      | 0                               | 0   | 1                    | 2                              | 9             | 22.2%                    |
| Wolverinefire Protection Co.                | 0                               | 0   | 1                    | 7                              | 32            | 21.9%                    |
| Danny Letner Inc DBA Letner Roofing Company | 0                               | 0   | 1                    | 3                              | 14            | 21.4%                    |

## Terminal Cores and APM Interface

Data Received Through: January 31, 2024 - Data Source: City's Summary of Hiring Monthly Report


Prime Contractor: Austin Commercial

| Subcontractor Name                          | Reported Community Sponsorships | <br>HIRE LAX Graduates | Total Impact Workers | Total Impact and Local Workers | Total Workers | Local Hire % (Headcount) |
|---|---------------------------------|---|----------------------|--------------------------------|---------------|--------------------------|
| Control Air Conditioning Corporation        | 0                               | 0   | 0                    | 6                              | 28            | 21.4%                    |
| P S 1 3 G Inc dba Partition Specialties     | 0                               | 0   | 0                    | 1                              | 5             | 20.0%                    |
| Service Connected II Inc DBA SC Building Ma | 0                               | 0   | 0                    | 2                              | 10            | 20.0%                    |
| Streamline Fire Protection, Inc.            | 0                               | 0   | 1                    | 2                              | 10            | 20.0%                    |
| Condon-Johnson & Associates, Inc            | 0                               | 0   | 0                    | 8                              | 40            | 20.0%                    |
| Elite Line Services Inc                     | 0                               | 0   | 1                    | 3                              | 16            | 18.8%                    |
| G & C Equipment Corporation                 | 0                               | 0   | 1                    | 1                              | 6             | 16.7%                    |
| Bragg Investment Co Inc DBA Bragg Crane     | 0                               | 0   | 10                   | 45                             | 277           | 16.2%                    |
| Brandsafway Services                        | 0                               | 0   | 0                    | 4                              | 25            | 16.0%                    |
| So-Cal Insulation                           | 0                               | 0   | 2                    | 4                              | 25            | 16.0%                    |
| Western Industrial Contractors              | 0                               | 0   | 1                    | 6                              | 41            | 14.6%                    |
| L N A Concrete Estructures Inc              | 0                               | 0   | 0                    | 2                              | 14            | 14.3%                    |
| Jezowski & Markel Contractors, Inc          | 0                               | 0   | 2                    | 7                              | 51            | 13.7%                    |
| Air Balance Co                              | 0                               | 0   | 0                    | 1                              | 9             | 11.1%                    |
| Aldridge Electric Inc dba Aldridge          | 0                               | 0   | 1                    | 1                              | 10            | 10.0%                    |
| Schindler Elevator Corporation              | 0                               | 0   | 1                    | 4                              | 42            | 9.5%                     |
| Jordan Drywall Inc                          | 0                               | 0   | 0                    | 1                              | 11            | 9.1%                     |
| California Hi-Tech Floors, Inc              | 0                               | 0   | 1                    | 5                              | 56            | 8.9%                     |
| United Riggers & Erectors Inc               | 0                               | 0   | 0                    | 1                              | 16            | 6.3%                     |
| Elevators ETC                               | 0                               | 0   | 0                    | 2                              | 39            | 5.1%                     |
| Jones Sign Co, Inc.                         | 0                               | 0   | 1                    | 1                              | 24            | 4.2%                     |
| ConnorP81, Inc.                             | 0                               | 0   | 0                    | 1                              | 25            | 4.0%                     |
| Koppl Pipeline Services Inc                 | 0                               | 0   | 0                    | 0                              | 1             | 0.0%                     |
| Stumbaugh & Associates, Inc.                | 0                               | 0   | 0                    | 0                              | 1             | 0.0%                     |

## Terminal Cores and APM Interface

Data Received Through: January 31, 2024 - Data Source: City's Summary of Hiring Monthly Report

Prime Contractor: Austin Commercial

| Subcontractor Name                      | Reported Community Sponsorships |  HIRE LAX Graduates | Total Impact Workers | Total Impact and Local Workers | Total Workers | Local Hire % (Headcount) |
|---|---------------------------------|--|----------------------|--------------------------------|---------------|--------------------------|
| Digital Concrete Enterprises Inc        | 0                               | 0  | 0                    | 0                              | 2             | 0.0%                     |
| Veterans Engineering Services Inc.      | 0                               | 0  | 0                    | 0                              | 2             | 0.0%                     |
| A G I Marble Company Inc                | 0                               | 0  | 0                    | 0                              | 3             | 0.0%                     |
| F3 & Associates, Inc                    | 0                               | 0  | 0                    | 0                              | 3             | 0.0%                     |
| Matt-Chlor, Inc                         | 0                               | 0  | 0                    | 0                              | 3             | 0.0%                     |
| Fusion Sign & Design, Inc.              | 0                               | 0  | 0                    | 0                              | 4             | 0.0%                     |
| Mr Crane Inc                            | 0                               | 0  | 0                    | 0                              | 4             | 0.0%                     |
| Applied Engineering Concepts            | 0                               | 0  | 0                    | 0                              | 6             | 0.0%                     |
| Tower Glass Inc.                        | 0                               | 0  | 0                    | 0                              | 6             | 0.0%                     |
| Cosco Fire Protection, Inc.             | 0                               | 0  | 0                    | 0                              | 7             | 0.0%                     |
| Vertical Access Inc.                    | 0                               | 0  | 0                    | 0                              | 8             | 0.0%                     |
| Pacific Architectural Woodworking, Inc. | 0                               | 0  | 0                    | 0                              | 10            | 0.0%                     |
| C Below, Inc.                           | 0                               | 0  | 0                    | 0                              | 11            | 0.0%                     |
| P C I                                   | 0                               | 0  | 0                    | 0                              | 12            | 0.0%                     |
| Western Allied Corporation              | 0                               | 0  | 0                    | 0                              | 18            | 0.0%                     |
| Cell-Crete Corporation                  | 0                               | 0  | 0                    | 0                              | 21            | 0.0%                     |
|   | <b>7</b>                        | <b>7</b>   | <b>213</b>           | <b>1,031</b>                   | <b>3,626</b>  | <b>28.4%</b>             |

**LAX PLA Article III, Section 6 Contractor Hiring Obligations** - . . . to maximize the employment of qualified local persons residing within the area of the Project, with the goal that at least 30% of each contractor's employees hired under this Agreement shall be either residents of the cities immediately adjacent to LAX or of the City of Los Angeles ("local residents"). Contractors shall develop a hiring plan and maintain records of their compliance efforts.