


Alaska T6 Modernization Project

Data Received Through: July 31, 2024 - Data Source: LCP Tracker Report


Prime Contractor: PCL

Subcontractor Name	Reported Community Sponsorships	 HIRE LAX Graduates	Total Impact Workers	Total Impact and Local Workers	Total Workers	Local Hire % (Headcount)
CMZ Excavation Inc	0	0	0	1	1	100.0%
Ground Penetrating Radar Systems, LLC	0	0	0	1	1	100.0%
Johnsn Controls Fire Protection	0	0	0	1	1	100.0%
Mike Hixson Backhoe Service, Inc	0	0	0	1	1	100.0%
Superdry Restoration Inc.	0	0	0	3	4	75.0%
24 Hours Sweeping Inc	0	0	0	4	6	66.7%
XL Fire Protection	0	0	1	4	7	57.1%
Eberhard	0	0	0	1	2	50.0%
ARS Construction Services Inc.	0	0	0	2	4	50.0%
Premier Tile & Marble	0	0	0	2	4	50.0%
Comet Electric	0	0	7	40	81	49.4%
Direct AV	0	0	2	13	27	48.1%
ADF International, Inc dba ADF Steel, Inc	0	0	8	36	75	48.0%
Birdi Constructors, Inc	0	0	1	8	17	47.1%
Merli Concrete Pumping	0	0	0	4	9	44.4%
Triumph Painting	0	0	0	7	16	43.8%
Stefan Merli Plastering Co Inc.	0	0	0	3	7	42.9%
Conti Corporation	0	0	0	9	21	42.9%
PCL Construction Services, Inc.	1	1	3	23	60	38.3%
Grifith Company	0	0	13	86	228	37.7%
Aragon Construction	0	0	11	18	48	37.5%
Anning-Johnson Company	0	0	6	11	30	36.7%
ISEC, Inc.	0	0	6	19	56	33.9%

Alaska T6 Modernization Project

Data Received Through: July 31, 2024 - Data Source: LCP Tracker Report


Prime Contractor: PCL

Subcontractor Name	Reported Community Sponsorships	 HIRE LAX Graduates	Total Impact Workers	Total Impact and Local Workers	Total Workers	Local Hire % (Headcount)
Aloha Island Cable, Inc dba Cablemasters	0	0	0	1	3	33.3%
Karcher Insulation, Inc	0	0	1	2	6	33.3%
Pfeiler & Associates Engineers, Inc	0	0	0	2	6	33.3%
Building Electronic Controls, Inc.	0	0	1	5	15	33.3%
GGG Demolition	0	0	0	40	120	33.3%
Performance Contracting Inc	0	0	3	21	66	31.8%
Corradini Corp	0	0	4	5	16	31.3%
Murray Company	0	0	15	69	221	31.2%
CMC Steel Fabricators	0	0	2	8	26	30.8%
The M.S. Rouse Company	0	0	0	6	20	30.0%
Badger Daylighting Corp	0	0	0	7	24	29.2%
Mike Zarp	0	0	1	2	7	28.6%
Nevell Group	0	0	2	13	46	28.3%
Quality Production Services, Inc.	1	1	7	21	76	27.6%
Nor-Cal Pipeline Services	0	0	1	3	11	27.3%
Malcolm Drilling Co, Inc.	0	0	0	7	26	26.9%
Concrete Coring Company	0	0	0	5	19	26.3%
C Below	0	0	1	1	4	25.0%
Savala Equipment Company Inc.	0	0	0	1	4	25.0%
Electro Construction Corp	0	0	1	3	12	25.0%
West Coast Firestopping, Inc	0	0	0	3	12	25.0%
Environmental Construction Group, Inc	0	0	0	7	30	23.3%
Citadel Environmental Services	0	0	1	2	9	22.2%
CR Insulation & Firestopping, Inc	0	0	0	2	9	22.2%

Alaska T6 Modernization Project

Data Received Through: July 31, 2024 - Data Source: LCP Tracker Report


Prime Contractor: PCL

Subcontractor Name	Reported Community Sponsorships	 HIRE LAX Graduates	Total Impact Workers	Total Impact and Local Workers	Total Workers	Local Hire % (Headcount)
Psomas	0	0	0	2	9	22.2%
Austin Enterprise	0	0	0	8	41	19.5%
Orange County Plastering Company, Inc.	0	0	0	4	22	18.2%
Vertical Access	0	0	1	6	34	17.6%
Masonry Concepts, Inc	0	0	0	2	13	15.4%
Integrity Rebar Places	0	0	0	4	30	13.3%
Angelus Waterproofing & Restoration, Inc	0	0	2	3	26	11.5%
Air Balance Co., Inc.	0	0	1	1	9	11.1%
Anbessaw Consulting, Inc.	0	0	0	1	12	8.3%
Gonslave & Santucci Inc. DBA Conco Pumping	0	0	0	0	1	0.0%
Koppl Pipeline Services	0	0	0	0	1	0.0%
Miller Equipment Co	0	0	0	0	1	0.0%
Nold's Equipment, Inc	0	0	0	0	1	0.0%
Bragg Investment Company, Inc DBA Bragg Crane Services	0	0	0	0	2	0.0%
Halco Testing	0	0	0	0	2	0.0%
Karcher Firestopping, Inc	0	0	0	0	2	0.0%
Newman Backhoe Service Inc.	0	0	0	0	2	0.0%
Straight Up Surveying	0	0	0	0	2	0.0%
Ultra Welding Inc	0	0	0	0	2	0.0%
PG Cutting Services	0	0	0	0	3	0.0%
The Door Crew, Inc.	0	0	0	0	3	0.0%
Ayala Boring, Inc.	0	0	0	0	4	0.0%
BHC Crane LLC	0	0	0	0	4	0.0%
Centerline Concrete Cutting, Inc.	0	0	0	0	4	0.0%

Alaska T6 Modernization Project

Data Received Through: July 31, 2024 - Data Source: LCP Tracker Report

Prime Contractor: PCL

Subcontractor Name	Reported Community Sponsorships	 HIRE LAX Graduates	Total Impact Workers	Total Impact and Local Workers	Total Workers	Local Hire % (Headcount)
Connor Concrete Cutting & Coring	0	0	0	0	4	0.0%
Hydraulic Cranes LLC	0	0	0	0	4	0.0%
Matt Chlor	0	0	0	0	4	0.0%
Architectural Design and Signs	0	0	0	0	5	0.0%
Cell Crete Corporation	0	0	0	0	5	0.0%
Newman Equipment Rentsl, Inc.	0	0	0	0	5	0.0%
Maxim Crane Works	0	0	0	0	6	0.0%
Mr. Crane, Inc.	0	0	0	0	6	0.0%
Barney's Hole Digging Service, Inc	0	0	0	0	7	0.0%
R. Dugan Construction Inc.	0	0	0	0	11	0.0%
Cal Stripe, Inc.	0	0	0	0	16	0.0%
	2	2	102	564	1,797	31.4%

LAX PLA Article III, Section 6 Contractor Hiring Obligations - . . . to maximize the employment of qualified local persons residing within the area of the Project, with the goal that at least 30% of each contractor’s employees hired under this Agreement shall be either residents of the cities immediately adjacent to LAX or of the City of Los Angeles (“local residents”). Contractors shall develop a hiring plan and maintain records of their compliance efforts.