


## Roadways Utilities & Enabling (RUE)

Data Received Through: March 31, 2024 - Data Source: City's Summary of Hiring Monthly Report


Prime Contractor: Skanska

Subcontractor Name	Reported Community Sponsorships	 HIRE LAX Graduates	Total Impact Workers	Total Impact and Local Workers	Total Workers	Local Hire % (Headcount)
Lejend Corporation	0	0	0	1	1	100.0%
24 Hours Sweeping, Inc.	0	0	0	2	2	100.0%
Los Morales Trucking Inc	0	0	5	24	31	77.4%
ABC Liovin Drilling, Inc	0	0	0	3	4	75.0%
S R Bray LLC DBA Power Plus	0	0	1	3	4	75.0%
Anytime Dumping Inc. Anytime Trucking	0	0	5	16	22	72.7%
Monzon & Sons	0	0	1	2	3	66.7%
California Signs Inc.	0	0	0	3	5	60.0%
Nor - Cal Pipeline Services	0	0	1	3	5	60.0%
Fryman Management Inc	1	1	15	76	135	56.3%
Ground Penetrating Radar Systems LLC.	0	0	0	1	2	50.0%
Royal Electric	0	0	0	9	18	50.0%
Miranda Logistics Enterprise Inc	0	0	5	49	99	49.5%
GECTWO Inc	0	0	1	4	9	44.4%
C M B Structures Inc	0	0	0	2	5	40.0%
Dinamic Mod Construction Inc	0	0	0	2	5	40.0%
G G G Demolition Inc	0	0	0	2	5	40.0%
Service Connected II Inc DBA SC Building	0	0	0	2	5	40.0%
Legacy Reinforcing Steel LLC	0	0	0	3	8	37.5%
Bali Construction Inc	0	0	10	23	62	37.1%
Alameda Construction Services Inc.	0	0	2	13	37	35.1%
Steve Bubalo Construction Co	0	0	3	13	38	34.2%
Skanska USA Civil West California District	3	3	9	41	120	34.2%

## Roadways Utilities & Enabling (RUE)

Data Received Through: March 31, 2024 - Data Source: City's Summary of Hiring Monthly Report


Prime Contractor: Skanska

Subcontractor Name	Reported Community Sponsorships	 HIRE LAX Graduates	Total Impact Workers	Total Impact and Local Workers	Total Workers	Local Hire % (Headcount)
Matrix Environmental Inc	0	0	2	11	36	30.6%
Belcastro Commercial Builders	0	0	0	2	7	28.6%
Ted W Page Enterprises Inc DBA Concrete Cutting	0	0	0	2	7	28.6%
Badger Daylighting Corp	0	0	0	8	28	28.6%
Marvella Steel Placers	0	0	0	3	11	27.3%
The Culver Group Inc	0	0	4	6	22	27.3%
WA Rasic Construction Company Inc.	0	0	0	4	15	26.7%
Lucas Builders, Inc	0	0	2	24	90	26.7%
Marina Landscape Inc.	0	0	0	5	19	26.3%
Goss Construction	0	0	0	2	8	25.0%
Forefront Deep Foundation Inc.	0	0	1	3	12	25.0%
Suttles Plumbing & Mechanical Corp	0	0	0	4	16	25.0%
Blois Construction	0	0	0	13	52	25.0%
Anbessaw Consulting Inc. DBA The Quality Firm	0	0	2	12	49	24.5%
Select Electric Inc	0	0	7	16	70	22.9%
Rascom Group	0	0	0	2	9	22.2%
Zefiro Corporation	0	0	0	4	18	22.2%
Sterndahl Enterprises, Inc	0	0	1	7	32	21.9%
Pan Pacific Mechanical	0	0	1	5	23	21.7%
MAC 5Construction LLC	0	0	0	1	5	20.0%
The J.V. Land Clearing Company, Inc.	0	0	1	3	15	20.0%
Sully-Miller Contracting Compnay	0	0	0	18	106	17.0%
Brundage - Bone Conccredte Pumping Inc	0	0	0	1	6	16.7%
Lonestar West Servives LLC	0	0	0	1	6	16.7%

## Roadways Utilities & Enabling (RUE)

Data Received Through: March 31, 2024 - Data Source: City's Summary of Hiring Monthly Report


Prime Contractor: Skanska

Subcontractor Name		Reported Community Sponsorships	 HIRE LAX Graduates	Total Impact Workers	Total Impact and Local Workers	Total Workers	Local Hire % (Headcount)
R Dugan Construction Inc		0	0	1	3	19	15.8%
Coral Construction Company		0	0	2	2	13	15.4%
P G Cutting Services		0	0	0	2	14	14.3%
R V Concrete Inc	NEW	0	0	0	4	29	13.8%
Cindy Trump, Inc Lindys Cold Planing		0	0	0	3	25	12.0%
G & F Concrete Cutting, Inc.		0	0	0	1	10	10.0%
Traffic Loops Crackfilling Inc		0	0	0	1	10	10.0%
Az Construction, Inc. DBA ACE Fence Company		0	0	0	1	11	9.1%
Coast Surveying Inc		0	0	0	1	13	7.7%
Cor-ray Painting Co.		0	0	0	0	1	0.0%
Fastrack Rentals		0	0	0	0	1	0.0%
Trahan Enterprises Inc	NEW	0	0	0	0	1	0.0%
Accessible Consulting Engineers Inc		0	0	0	0	2	0.0%
ConnorP81 Inc		0	0	0	0	2	0.0%
Koppl Pipeline Services		0	0	0	0	2	0.0%
L A C Motor Enterprises Inc.		0	0	0	0	2	0.0%
Harpers Backhoe Service, Inc.		0	0	0	0	3	0.0%
Superior Arc Welding Inc.		0	0	0	0	3	0.0%
The Crane Guys		0	0	0	0	3	0.0%
The Hild Corporation DBA Industrial High		0	0	0	0	3	0.0%
Bragg Investment Company Inc		0	0	0	0	4	0.0%
G & G Door Products Inc		0	0	0	0	4	0.0%
Kana Subsurface Engineering		0	0	0	0	4	0.0%
Tom Grbava & Sons, Inc.		0	0	0	0	4	0.0%

## Roadways Utilities & Enabling (RUE)

Data Received Through: March 31, 2024 - Data Source: City's Summary of Hiring Monthly Report

Prime Contractor: Skanska

Subcontractor Name	Reported Community Sponsorships	 HIRE LAX Graduates	Total Impact Workers	Total Impact and Local Workers	Total Workers	Local Hire % (Headcount)
Barney's Hole Digging Service, Inc	0	0	0	0	5	0.0%
Dean's Certified Welding, Inc	0	0	0	0	5	0.0%
Enviornmental Construction Group	0	0	0	0	5	0.0%
Ultra Welding, Inc	0	0	0	0	6	0.0%
Torrent Resources	0	0	0	0	9	0.0%
T&D Services, Inc. DBA T&D Trenchless	0	0	0	0	10	0.0%
Maxim Crane Works	0	0	0	0	13	0.0%
	<b>4</b>	<b>4</b>	<b>82</b>	<b>472</b>	<b>1,523</b>	<b>31.0%</b>

**LAX PLA Article III, Section 6 Contractor Hiring Obligations** - . . . to maximize the employment of qualified local persons residing within the area of the Project, with the goal that at least 30% of each contractor's employees hired under this Agreement shall be either residents of the cities immediately adjacent to LAX or of the City of Los Angeles ("local residents"). Contractors shall develop a hiring plan and maintain records of their compliance efforts.