


MSC South


Data Received Through: May 31, 2024 - Data Source: Contractor's LCP Tracker Report

Prime Contractor: W.E O'Neil

Subcontractor Name		Reported Community Sponsorships	 HireLAX Graduates	Total Impact Hours	Total Impact and Local Hours	Total Hours	Local Hire % (Hours)
Wolverine Fire Protection		0	0	455	1028	1080	95.2%
Crown Fence Co.		0	0	0	3516	3963	88.7%
T&M Construction		0	0	0	22	38	57.9%
California Earth Transport Inc.		0	0	519	2684	4674	57.4%
Largo Concrete Inc		0	0	1921	5611	10422	53.8%
Zefiro Corporation		0	0	0	193	401	48.1%
3531 Dispatch		0	0	32	40	87	45.4%
Rosendine Electric, Inc.		0	0	2635	6588	15702	42.0%
Bill Carr Surveys, Inc.		0	0	159	159	385	41.3%
Hasson Inc	NEW	0	0	0	167	405	41.3%
Architectural Glass & Aluminum Co		0	0	0	1822	4474	40.7%
XCEL Mechanical Systems Inc		1	1	96	2327	5734	40.6%
Concrete Coring Company		0	0	0	77	207	37.3%
Building Electronic Controls	NEW	0	0	0	14	42	33.3%
Marvella Steel Placers		0	0	0	136	417	32.6%
Anning Johnson Company		0	0	386	2139	6572	32.5%
SME Steel Contractors		1	1	1669	4862	16279	29.9%
Murray Company		0	0	2849	8365	28163	29.7%
Shoring Engineering		0	0	0	1242	4375	28.4%
Griffith Company		1	1	730	8946	32818	27.3%
Nevell Group		0	0	355	2624	9816	26.7%
R J & J Construction Inc.		0	0	8	257	977	26.3%
24 Hour Sweeping Inc.		0	0	0	189	807	23.4%
Pfeiler Associates Engineers, Inc.		0	0	0	301	1402	21.5%


MSC South

Data Received Through: May 31, 2024 - Data Source: Contractor's LCP Tracker Report
 Prime Contractor: W.E O'Neil

Subcontractor Name	Reported Community Sponsorships	 HireLAX Graduates	Total Impact Hours	Total Impact and Local Hours	Total Hours	Local Hire % (Hours)
Norcal Pipeline Services	0	0	9	46	222	20.7%
Force Demolition Inc.	0	0	0	605	3071	19.7%
Nold's Equipment, Inc.	0	0	402	755	4483	16.8%
Anbessaw Consulting, Inc.	0	0	0	45	423	10.6%
Transpacific Steel LLC	NEW	0	38	266	3041	8.7%
SiteScan Subsurface Imaging, Inc.	0	0	0	24	271	8.7%
Merli Concrete Pumping	0	0	0	21	256	8.1%
Cal Com Insulation, Inc.	0	0	0	64	930	6.9%
Commercial Scaffolding of CA, Inc	0	0	0	24	386	6.2%
WGJ Enterprises, Inc. DBA PCI	0	0	0	17	299	5.7%
R. Dugan Construction Inc	0	0	33	45	1266	3.6%
Weiss Sheet Metal Co	0	0	0	0	2	0.0%
Koppl Pipeline Services Inc.	0	0	0	0	4	0.0%
Air Balance Co. Inc	NEW	0	0	0	7	0.0%
Connor Concrete Cutting & Coring	0	0	0	0	31	0.0%
PG Cutting Services	0	0	0	0	45	0.0%
Pavement Recycling Systems, Inc	0	0	0	0	57	0.0%
Orange County Erectors	NEW	0	0	0	80	0.0%
Newman Backhoe Service, Inc.	0	0	0	0	84	0.0%
Newman Equipment Rental, Inc.	0	0	0	0	160	0.0%
Vance Corp.	0	0	0	0	261	0.0%
Next Century Rebar	NEW	0	0	0	294	0.0%
NMN Construction	0	0	0	0	485	0.0%
Mr. Crane Inc.	0	0	0	0	490	0.0%
ECCO Equipment Company, LLC.	0	0	0	0	740	0.0%

MSC South

Data Received Through: May 31, 2024 - Data Source: Contractor's LCP Tracker Report
 Prime Contractor: W.E O'Neil

Subcontractor Name	Reported Community Sponsorships	 HireLAX Graduates	Total Impact Hours	Total Impact and Local Hours	Total Hours	Local Hire % (Hours)
Fastrack Rentals Inc.	0	0	0	0	904	0.0%
Miller Equipment Co., Inc	0	0	0	0	1198	0.0%
Higgins Construction	0	0	0	0	1364	0.0%
	3	3	12,295	55,218	170,087	32.5%

LAX PLA Agreement 2020 - "...to maximize the employment of qualified Impact Area Residents and Local Residents, with the goal that at least 30% of the total hours worked by coerred employees on each Project shall be performed by Impact Area Residents or Local Residents. The qualifying zip codes for Impact Area Residents and Local Residents are listed in Adendum No. 8 - Craft Employee Request Form."