


American Airlines T4-5

Data Received Through: November 31, 2024 - Data Source: Contractor's LCP Tracker Report


Prime Contractor: Hensel Phelps Construction Co.

Subcontractor Name	Reported Community Sponsorships	 HIRE LAX Graduates	Total Impact Workers	Total Impact and Local Workers	Total Workers	Local Hire % (Headcount)
LA Excavating	0	0	N/A	1	1	100.0%
Vomar Products, Inc	0	0	N/A	1	1	100.0%
Bielski Specialty Services	0	0	N/A	2	2	100.0%
WEST COAST FIRESTOPPING, INC.	0	0	N/A	4	5	80.0%
T&M Construction	0	0	N/A	9	12	75.0%
Final Cleaning Solutions	0	0	N/A	26	37	70.3%
24 Hour Sweeping	0	0	N/A	5	8	62.5%
TEC Management Consultants, Inc.	0	0	N/A	22	36	61.1%
Lejend Corporation	0	0	N/A	3	5	60.0%
Mac5 Construction, LLC (Sub to Pan-Pacific Mechanical)	0	0	N/A	3	5	60.0%
PHL, Inc dba VNSM	0	0	N/A	3	5	60.0%
Rebar Engineering	0	0	N/A	9	16	56.3%
Power Plus	0	0	N/A	6	11	54.5%
Direct AV	0	0	N/A	7	13	53.8%
Direct A/V	0	0	N/A	14	26	53.8%
Az-Tec Erectors	0	0	N/A	1	2	50.0%
Koppl Pipeline Services Inc	0	0	N/A	1	2	50.0%
Assa Abloy Entrance Systems US- AA	0	0	N/A	2	4	50.0%
G.D. Heil, Inc	0	0	N/A	2	4	50.0%
S E Pipe Line Construction CO	0	0	N/A	4	8	50.0%
Comet Electric	0	0	N/A	5	10	50.0%
Mega Fixture Installers, Inc.	0	0	N/A	15	32	46.9%
KDC Inc DBA Dyna Electric	0	0	N/A	10	22	45.5%

American Airlines T4-5

Data Received Through: November 31, 2024 - Data Source: Contractor's LCP Tracker Report


Prime Contractor: Hensel Phelps Construction Co.

Subcontractor Name	Reported Community Sponsorships	 HIRE LAX Graduates	Total Impact Workers	Total Impact and Local Workers	Total Workers	Local Hire % (Headcount)
Top End Constructors DBA Top End Terrazo	0	0	N/A	10	22	45.5%
CSI Electrical Contractors, Inc.	0	0	N/A	9	20	45.0%
MSL Electric, Inc	0	0	N/A	4	9	44.4%
Door Systems	0	0	N/A	3	7	42.9%
The Rosalie Ellen Co DBA Subsurface Imaging	0	0	N/A	3	7	42.9%
Building Electronic Controls, Inc.	0	0	N/A	8	19	42.1%
Cosco Fire Protection	0	0	N/A	24	57	42.1%
Woodbridge Glass Inc.	0	0	N/A	5	12	41.7%
Communication Technology Services	0	0	N/A	2	5	40.0%
Pro Steel Erectors, Inc	0	0	N/A	2	5	40.0%
Birdi & Associates Inc	0	0	N/A	6	15	40.0%
Morrow-Meadows Corporation	1	1	N/A	75	193	38.9%
Hensel Phelps Construction-AA	4	2	N/A	93	245	38.0%
Southland HVAC & Construction	0	0	N/A	3	8	37.5%
Murray Company	0	0	N/A	105	281	37.4%
Griffith Company	0	0	N/A	24	65	36.9%
Architectural Glass & Aluminum	0	0	N/A	14	38	36.8%
Safe Scaffolding	0	0	N/A	11	30	36.7%
Semper Fi Rebar Corp	0	0	N/A	16	44	36.4%
Premier Tile & Marble	0	0	N/A	28	77	36.4%
SASCO	0	0	N/A	61	168	36.3%
West Coast Firestopping, Inc.	0	0	N/A	13	36	36.1%
Safway Atlantic	0	0	N/A	6	17	35.3%
Cupertino Electric, Inc.	0	0	N/A	23	66	34.8%

American Airlines T4-5

Data Received Through: November 31, 2024 - Data Source: Contractor's LCP Tracker Report


Prime Contractor: Hensel Phelps Construction Co.

Subcontractor Name	Reported Community Sponsorships	 HIRE LAX Graduates	Total Impact Workers	Total Impact and Local Workers	Total Workers	Local Hire % (Headcount)
Environmental Construction Group (ECG)	0	0	N/A	47	139	33.8%
Critchfield Mechanical Inc of Southern CA	0	0	N/A	35	104	33.7%
PG Cutting Services	0	0	N/A	1	3	33.3%
Troyer Contracting Company, Inc.	0	0	N/A	1	3	33.3%
Paulhus Milwork Installation	0	0	N/A	2	6	33.3%
GGG Demolition Inc	0	0	N/A	3	9	33.3%
3531 Trucking Inc	0	0	N/A	7	21	33.3%
Masonry Concepts, Inc.	0	0	N/A	8	24	33.3%
Best Contracting Services	0	0	N/A	9	27	33.3%
Pan Pacific Mechanical LLC	0	0	N/A	15	45	33.3%
Anning Johnson Company	0	0	N/A	16	48	33.3%
Matrix Environmental, Inc	0	0	N/A	24	72	33.3%
BrandSafway Services	2	2	N/A	30	90	33.3%
Southwest Steel of California, Inc	0	0	N/A	42	126	33.3%
ISEC, Inc.	0	0	N/A	43	129	33.3%
Quality Production Services	1	1	N/A	17	53	32.1%
Preferred Ceilings	0	0	N/A	8	25	32.0%
Standard Drywall, Inc	1	1	N/A	48	150	32.0%
Brymax Construction Services	0	0	N/A	18	57	31.6%
Infinity Drywall Contracting Inc	2	2	N/A	55	175	31.4%
PERFORMANCE CONTRACTING inc.	0	0	N/A	98	320	30.6%
Condon Jonson & Associates	0	0	N/A	31	105	29.5%
Xcel Mechanical System, Inc.	0	0	N/A	23	78	29.5%
Nevell Group Inc.	0	0	N/A	43	147	29.3%

American Airlines T4-5

Data Received Through: November 31, 2024 - Data Source: Contractor's LCP Tracker Report


Prime Contractor: Hensel Phelps Construction Co.

Subcontractor Name	Reported Community Sponsorships	 HIRE LAX Graduates	Total Impact Workers	Total Impact and Local Workers	Total Workers	Local Hire % (Headcount)
GECTWO Inc.	0	0	N/A	2	7	28.6%
Siemens Industry, Inc.	0	0	N/A	2	7	28.6%
R.J. & J. Construction, Inc.	0	0	N/A	6	21	28.6%
Concrete Coring Company	0	0	N/A	8	28	28.6%
Washington Iron Works	0	0	N/A	15	53	28.3%
Johnson & Turner Painting Co, Inc.	0	0	N/A	13	46	28.3%
Bigge Crane and Rigging Company	0	0	N/A	3	11	27.3%
DRS Rebar Inc	0	0	N/A	6	22	27.3%
Psomas	0	0	N/A	6	22	27.3%
Transpacific Steel, LLC	0	0	N/A	7	26	26.9%
Sterndahl Enterprises	0	0	N/A	11	41	26.8%
DSM Construction Inc.	0	0	N/A	4	15	26.7%
Zefiro Corporation	0	0	N/A	4	15	26.7%
Traffic Management Inc.	0	0	N/A	28	106	26.4%
CR Insulation	0	0	N/A	5	19	26.3%
Signature Flooring, Inc.	0	0	N/A	8	31	25.8%
Assa Abloy Entrance Systems US Inc	0	0	N/A	1	4	25.0%
Crane Rental Service	0	0	N/A	1	4	25.0%
NRW Trucking Inc	0	0	N/A	1	4	25.0%
Weiss Sheet Metal	0	0	N/A	1	4	25.0%
Air Balance Co, Inc.	0	0	N/A	2	8	25.0%
Matrix Environmental	0	0	N/A	16	64	25.0%
Southern California Grading, Inc.	0	0	N/A	13	53	24.5%
SME Steel	0	0	N/A	23	95	24.2%

American Airlines T4-5

Data Received Through: November 31, 2024 - Data Source: Contractor's LCP Tracker Report


Prime Contractor: Hensel Phelps Construction Co.

Subcontractor Name	Reported Community Sponsorships	 HIRE LAX Graduates	Total Impact Workers	Total Impact and Local Workers	Total Workers	Local Hire % (Headcount)
Force Demolition, INC	0	0	N/A	14	58	24.1%
Corradini Corp	0	0	N/A	19	79	24.1%
Otis Elevator	0	0	N/A	17	72	23.6%
Martinez Steel Corp	0	0	N/A	4	17	23.5%
Angelus Waterproofing & Restoration, Inc	0	0	N/A	16	70	22.9%
Camblin Steel Service, Inc	0	0	N/A	5	22	22.7%
Performance Contracting, Inc.	0	0	N/A	2	9	22.2%
So-Cal Insulation	0	0	N/A	2	9	22.2%
Coast Building Products	0	0	N/A	5	23	21.7%
Derr and Isbell Construction LLC	0	0	N/A	13	60	21.7%
Karcher Firestopping, Inc	0	0	N/A	1	5	20.0%
Lawrence W. Rosine CO.	0	0	N/A	1	5	20.0%
Ground Penetrating Radar Systems LLC	0	0	N/A	3	15	20.0%
Ethos Energy Field Services LLC	2	2	N/A	10	51	19.6%
Connor Concrete Cutting and Coring	0	0	N/A	7	37	18.9%
Gonsalves & Santucci Inc DBA Conco Pumping	0	0	N/A	2	11	18.2%
PGC Construction Inc	0	0	N/A	2	11	18.2%
Badger Daylighting Corp	0	0	N/A	10	58	17.2%
Harwood Construction, Inc.	0	0	N/A	1	6	16.7%
Karcher Insulation, Inc	0	0	N/A	1	6	16.7%
Tres Amigos Trucking Inc	0	0	N/A	1	6	16.7%
Cal Com Insulation, Inc	0	0	N/A	2	12	16.7%
Western Industrial Contractors, Inc.	0	0	N/A	2	12	16.7%
Brundage Bone DBA JLS Pumping	0	0	N/A	6	37	16.2%

American Airlines T4-5

Data Received Through: November 31, 2024 - Data Source: Contractor's LCP Tracker Report


Prime Contractor: Hensel Phelps Construction Co.

Subcontractor Name	Reported Community Sponsorships	 HIRE LAX Graduates	Total Impact Workers	Total Impact and Local Workers	Total Workers	Local Hire % (Headcount)
Schindler Elevator Corporation	0	0	N/A	4	25	16.0%
Architectural Design & Signs, Inc.	0	0	N/A	3	19	15.8%
Onyx Building Group	0	0	N/A	5	34	14.7%
Vertical Access, Inc. (ECG)	0	0	N/A	5	34	14.7%
Rouch Rebar, Inc.	0	0	N/A	3	23	13.0%
Commercial Scaffolding of CA	0	0	N/A	6	46	13.0%
Commercial Scaffolding of CA, Inc	0	0	N/A	1	8	12.5%
Hill Crane Service, Inc.	0	0	N/A	2	28	7.1%
R. Dugan Construction inc.	0	0	N/A	1	16	6.3%
Mr. Crane, Inc	0	0	N/A	3	62	4.8%
Bess Testlab, Inc.	0	0	N/A	0	1	0.0%
Equal Air Balance Company	0	0	N/A	0	1	0.0%
Newman Backhoe Services, Inc	0	0	N/A	0	1	0.0%
Savala Equipment Company	0	0	N/A	0	1	0.0%
Site Solution Services, Inc.	0	0	N/A	0	1	0.0%
Verne's Plumbing Inc.	0	0	N/A	0	1	0.0%
Ambessaw Consulting, Inc dba The Quality Firm	0	0	N/A	0	2	0.0%
C Below	0	0	N/A	0	2	0.0%
Centerline Concrete Cutting	0	0	N/A	0	2	0.0%
Fastrack Rentals Inc.	0	0	N/A	0	2	0.0%
Halco Service Corp dba Halco Testing Services	0	0	N/A	0	2	0.0%
Keenan Doors	0	0	N/A	0	2	0.0%
Moran Manhole Builders, Inc	0	0	N/A	0	2	0.0%
The Door Crew Inc	0	0	N/A	0	2	0.0%

American Airlines T4-5

Data Received Through: November 31, 2024 - Data Source: Contractor's LCP Tracker Report

Prime Contractor: Hensel Phelps Construction Co.

Subcontractor Name	Reported Community Sponsorships	 HIRE LAX Graduates	Total Impact Workers	Total Impact and Local Workers	Total Workers	Local Hire % (Headcount)
Valley Waterproofing, Inc	0	0	N/A	0	2	0.0%
Won-Door Corpotation	0	0	N/A	0	2	0.0%
Bragg Crane Service	0	0	N/A	0	3	0.0%
Karcher Interior Systems, Inc	0	0	N/A	0	3	0.0%
Karcher Interior Systems, Inc - SASCO	0	0	N/A	0	3	0.0%
Nor Cal Pipeline Services, Inc.	0	0	N/A	0	3	0.0%
P&E Insulation	0	0	N/A	0	3	0.0%
Pullman SST, Inc	0	0	N/A	0	3	0.0%
Applied Engineering Concepts	0	0	N/A	0	4	0.0%
Nold's Equipment Inc	0	0	N/A	0	4	0.0%
Pavement Recycling Systems	0	0	N/A	0	4	0.0%
Mike Prlirch and Sons, Inc	0	0	N/A	0	5	0.0%
Pipe Tec, Inc.	0	0	N/A	0	5	0.0%
Skycon, Inc.	0	0	N/A	0	5	0.0%
Miller Paneling Specialties	0	0	N/A	0	6	0.0%
Wolverine Coast Firestopping, Inc	0	0	N/A	0	6	0.0%
Matt Chlor Inc	0	0	N/A	0	7	0.0%
JLM Installations Inc.	0	0	N/A	0	8	0.0%
Vance Corp	NEW	0	N/A	0	9	0.0%
GMAT Inc DBA Inland Overhead Door Company	0	0	N/A	0	12	0.0%
WGJ Enterprise, Inc dba PCI	0	0	N/A	0	13	0.0%
	13	11	N/A	1,692	5,493	30.8%

American Airlines T4-5

Data Received Through: November 31, 2024 - Data Source: Contractor's LCP Tracker Report

Prime Contractor: Hensel Phelps Construction Co.

Subcontractor Name	Reported Community Sponsorships	 HIRE LAX Graduates	Total Impact Workers	Total Impact and Local Workers	Total Workers	Local Hire % (Headcount)
--------------------	---------------------------------------	--	-------------------------	--------------------------------------	---------------	-----------------------------

LAX PLA Article III, Section 6 Contractor Hiring Obligations - . . . to maximize the employment of qualified local persons residing within the area of the Project, with the goal that at least 30% of each contractor's employees hired under this Agreement shall be either residents of the cities immediately adjacent to LAX or of the City of Los Angeles ("local residents"). Contractors shall develop a hiring plan and maintain records of their compliance efforts.