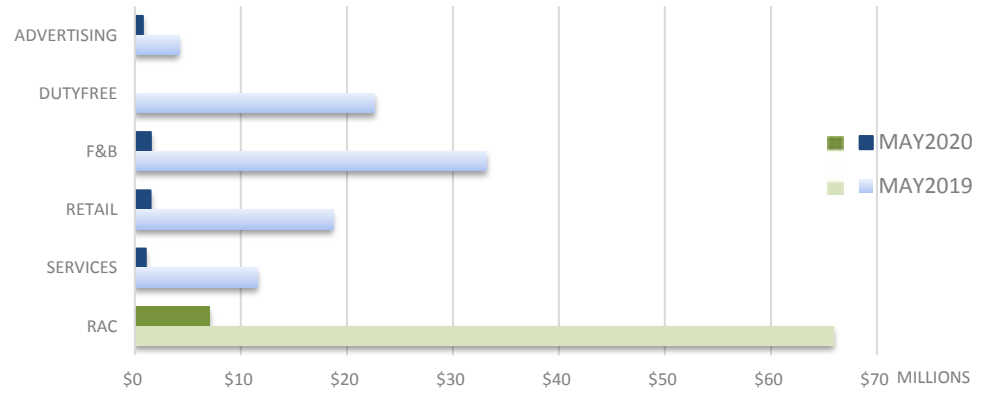


CONCESSION	MAY 2020	MAY 2019	CHANGE
ADVERTISING	\$742,915	\$4,172,310	-82.2%
DUTYFREE	\$0	\$22,619,373	-100.0%
F&B	\$1,499,243	\$33,193,251	-95.5%
RETAIL	\$1,469,220	\$18,694,604	-92.1%
SERVICES	\$1,019,643	\$11,557,061	-91.2%
<b>IN-TERMINAL CON.</b>	<b>\$4,731,021</b>	<b>\$90,236,599</b>	<b>-94.8%</b>
RAC	\$7,013,543	\$65,918,022	-89.4%
<b>OFF-TERMINAL CON.</b>	<b>\$7,013,543</b>	<b>\$65,918,022</b>	<b>-89.4%</b>
<b>TOTAL CONCESSION</b>	<b>\$11,744,563</b>	<b>\$156,154,621</b>	<b>-92.5%</b>



ADVERTISING	MAY 2020	MAY 2019	CHANGE
T1	\$97,895	\$269,101	-63.6%
T2	\$194,299	\$316,982	-38.7%
T3	\$139,962	\$364,792	-61.6%
T4	\$62,408	\$532,006	-88.3%
T5	\$78,173	\$234,465	-66.7%
T6	\$23,795	\$193,401	-87.7%
T7	\$74,250	\$411,706	-82.0%
T8	\$10,599	\$129,129	-91.8%
TBIT	\$61,536	\$1,720,728	-96.4%
<b>TOTAL</b>	<b>\$742,915</b>	<b>\$4,172,310</b>	<b>-82.2%</b>

RAC	MAY 2020	MAY 2019	CHANGE
LAX	\$7,013,543	\$65,918,022	-89.4%
<b>TOTAL</b>	<b>\$7,013,543</b>	<b>\$65,918,022</b>	<b>-89.4%</b>

**COMMENTS:**

Overall, Concession sales are down 92.5% (\$144.41m). In-Terminal Concession sales are down 94.8% (\$85.51m), compared to the 92.1% enplaned passenger (PAX) decline during the same period.

Advertising sales are down 82.2% (\$3.43m).

Duty Free sales are down 100% (\$22.62m). All the Duty-Free stores are closed as the Int' PAX numbers are down 96.2% YoY due to impact of COVID-19.

F & B sales are down 95.5% (\$31.69m), which is worse than the decrease in PAX of 92.1%. Sales in TCM terminals are down 94.8% (\$18.78m), while TCM terminals PAX are down 92.6%. Sales in Non-TCM terminals are down 96.6% (\$12.91m), while the PAX in Non-TCM terminals are down 91.3%.

Retail sales are down 92.1% (\$17.23m). TCM terminals sales are down 92.9% (\$12.15m) compared to the 92.6% decrease in TCM terminals PAX numbers. Sales in Non-TCM terminals are down 90.4% (\$5.07m), while PAX numbers in Non-TCM terminals are down 91.3%.

Gross sales from Services are down 91.2% (\$10.54m).

RAC sales are down 89.4% (\$58.9m).

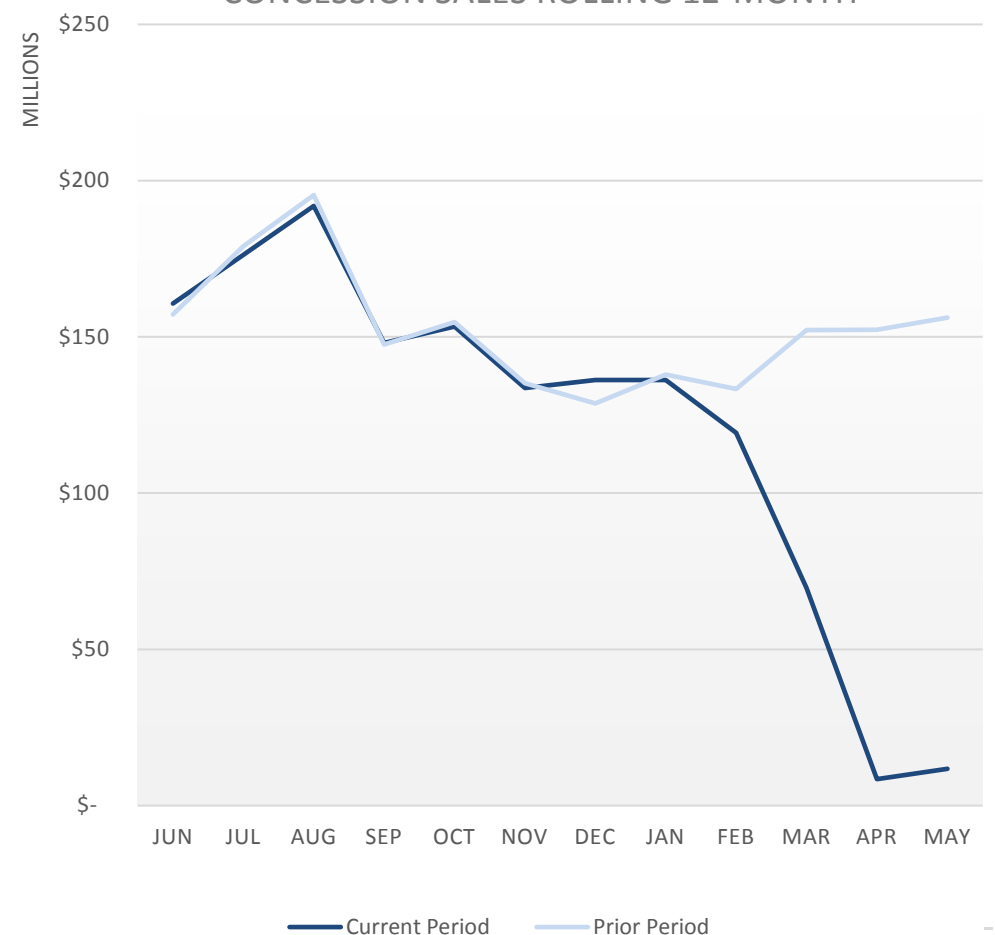
DUTY FREE	MAY 2020	MAY 2019	CHANGE
T2	\$0	\$698,091	-100.0%
T3	\$0	\$66,518	-100.0%
T4	\$0	\$725,608	-100.0%
T5	\$0	\$50,641	-100.0%
T6	\$0	\$259,455	-100.0%
T7	\$0	\$501,550	-100.0%
TBIT	\$0	\$20,317,510	-100.0%
<b>TOTAL</b>	<b>\$0</b>	<b>\$22,619,373</b>	<b>-100.0%</b>

F & B	MAY 2020	MAY 2019	CHANGE
T1	\$235,465	\$3,997,851	-94.1%
T2	\$405,578	\$3,110,759	-87.0%
T3	\$0	\$2,832,979	-100.0%
T6	\$154,814	\$3,366,005	-95.4%
TBIT	\$243,673	\$6,514,039	-96.3%
<b>TCM TERM.</b>	<b>\$1,039,529</b>	<b>\$19,821,631</b>	<b>-94.8%</b>
T4	\$199,619	\$4,709,307	-95.8%
T5	\$172,327	\$4,251,238	-95.9%
T7	\$87,767	\$3,336,954	-97.4%
T8	\$0	\$1,074,121	-100.0%
<b>NON-TCM TERM.</b>	<b>\$459,713</b>	<b>\$13,371,619</b>	<b>-96.6%</b>
<b>TOTAL</b>	<b>\$1,499,243</b>	<b>\$33,193,251</b>	<b>-95.5%</b>

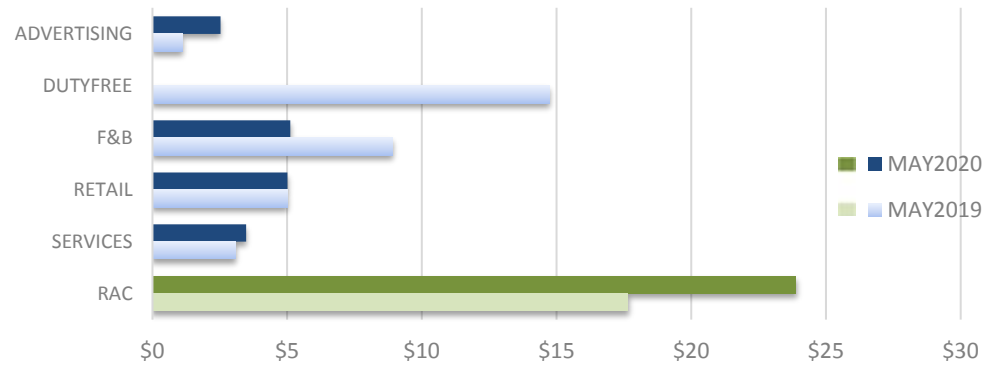
RETAIL	MAY 2020	MAY 2019	CHANGE
T1	\$300,658	\$1,617,697	-81.4%
T2	\$0	\$1,649,792	-100.0%
T3	\$0	\$689,644	-100.0%
T6	\$101,134	\$1,401,421	-92.8%
TBIT	\$529,990	\$7,727,554	-93.1%
<b>TCM TERM.</b>	<b>\$931,782</b>	<b>\$13,086,108</b>	<b>-92.9%</b>
T4	\$218,436	\$2,196,211	-90.1%
T5	\$160,289	\$1,355,797	-88.2%
T7	\$158,679	\$1,725,112	-90.8%
T8	\$34	\$331,376	-100.0%
<b>NON-TCM TERM.</b>	<b>\$537,438</b>	<b>\$5,608,496</b>	<b>-90.4%</b>
<b>TOTAL</b>	<b>\$1,469,220</b>	<b>\$18,694,604</b>	<b>-92.1%</b>

SERVICES	MAY 2020	MAY 2019	CHANGE
T1	\$171,389	\$370,806	-53.8%
T2	\$222,814	\$1,432,704	-84.4%
T3	\$132,630	\$330,717	-59.9%
T4	\$74,878	\$1,123,572	-93.3%
T5	\$69,184	\$337,600	-79.5%
T6	\$98,675	\$686,545	-85.6%
T7	\$11,221	\$655,346	-98.3%
T8	\$138	\$32,763	-99.6%
TBIT	\$238,715	\$6,587,009	-96.4%
<b>TOTAL</b>	<b>\$1,019,643</b>	<b>\$11,557,061</b>	<b>-91.2%</b>

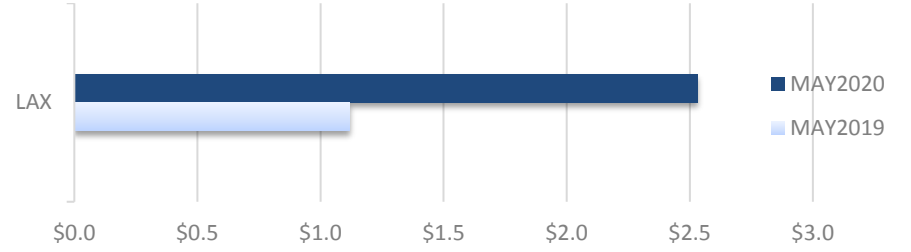
**CONCESSION SALES ROLLING 12-MONTH**



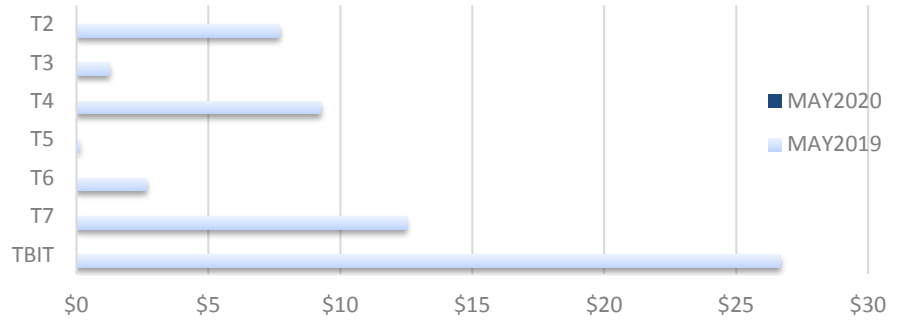
CONCESSION	MAY 2020	MAY 2019	CHANGE
ADVERTISING	\$2.53	\$1.12	+126.5%
DUTYFREE <sup>1</sup>	\$0.00	\$14.73	-100.0%
F&B	\$5.11	\$8.89	-42.5%
RETAIL	\$5.01	\$5.01	-0.0%
SERVICES	\$3.48	\$3.10	+12.2%
<b>IN-TERMINAL CON.</b>	<b>\$16.12</b>	<b>\$24.18</b>	<b>-33.3%</b>
RAC	\$23.90	\$17.66	+35.3%
<b>OFF-TERMINAL CON.</b>	<b>\$23.90</b>	<b>\$17.66</b>	<b>+35.3%</b>
<b>TOTAL CONCESSION</b>	<b>\$40.03</b>	<b>\$41.84</b>	<b>-4.3%</b>



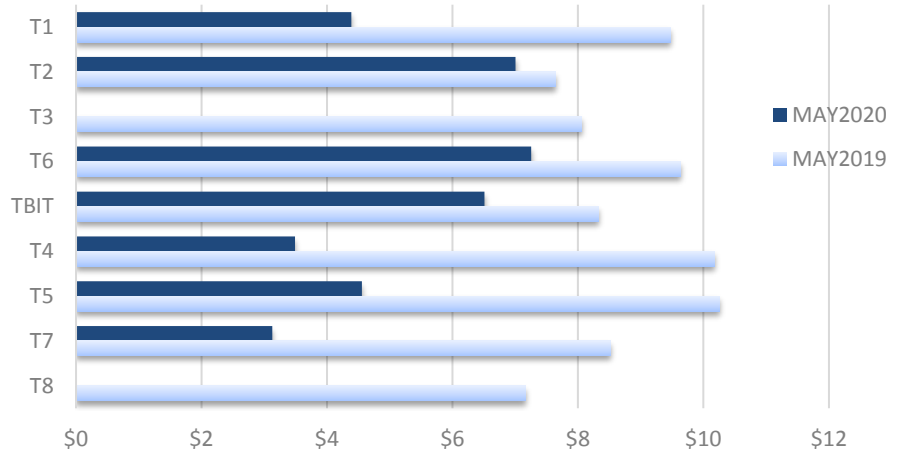
ADVERTISING	MAY 2020	MAY 2019	CHANGE
LAX	\$2.53	\$1.12	+126.5%
<b>TOTAL</b>	<b>\$2.53</b>	<b>\$1.12</b>	<b>+126.5%</b>



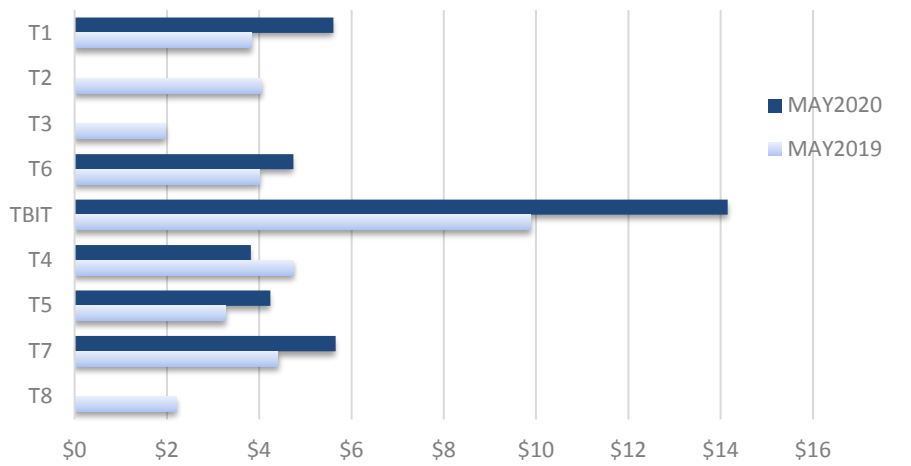
DUTY FREE <sup>1</sup>	MAY 2020	MAY 2019	CHANGE
T2	\$0.00	\$7.70	-100.0%
T3	\$0.00	\$1.26	-100.0%
T4	\$0.00	\$9.24	-100.0%
T5	\$0.00 <sup>2</sup>	\$0.12 <sup>2</sup>	-100.0%
T6	\$0.00	\$2.66	-100.0%
T7	\$0.00	\$12.53	-100.0%
TBIT	\$0.00	\$26.68	-100.0%
<b>TOTAL</b>	<b>\$0.00</b>	<b>\$14.73</b>	<b>-100.0%</b>



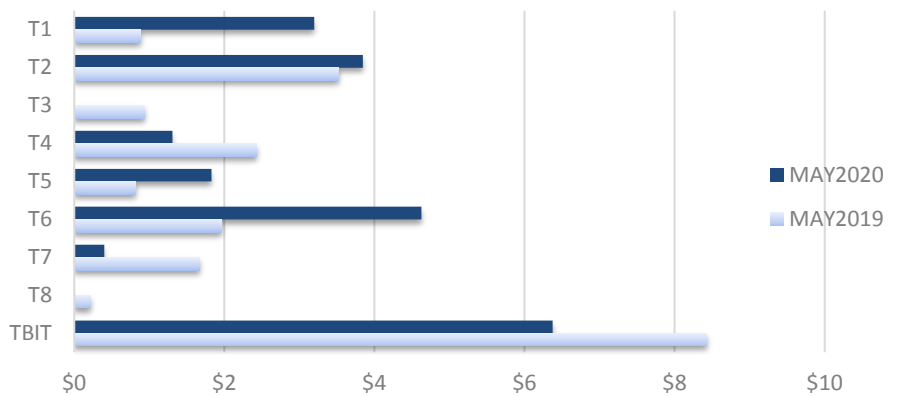
F & B	MAY 2020	MAY 2019	CHANGE
T1	\$4.39	\$9.47	-53.6%
T2	\$7.00	\$7.63	-8.3%
T3	\$0.00	\$8.06	-100.0%
T6	\$7.26	\$9.63	-24.7%
TBIT	\$6.51	\$8.33	-21.9%
<b>TCM TERM.</b>	<b>\$6.10</b>	<b>\$8.57</b>	<b>-28.8%</b>
T4	\$3.49	\$10.17	-65.7%
T5	\$4.56	\$10.26	-55.6%
T7	\$3.13	\$8.52	-63.3%
T8	\$0.00	\$7.16	-100.0%
<b>NON-TCM TERM.</b>	<b>\$3.74</b>	<b>\$9.42</b>	<b>-60.4%</b>
<b>TOTAL</b>	<b>\$5.11</b>	<b>\$8.89</b>	<b>-42.5%</b>



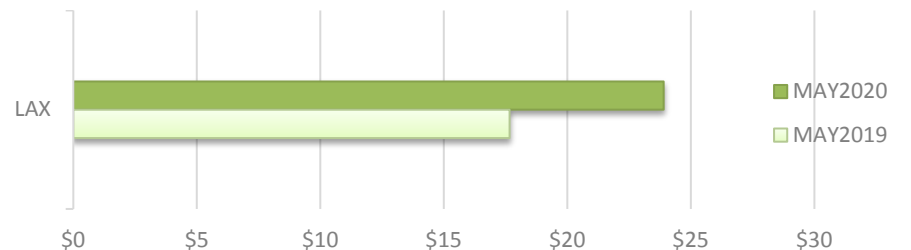
RETAIL	MAY 2020	MAY 2019	CHANGE
T1	\$5.61	\$3.83	+46.3%
T2	\$0.00	\$4.05	-100.0%
T3	\$0.00	\$1.96	-100.0%
T6	\$4.74	\$4.01	+18.2%
TBIT	\$14.15	\$9.88	+43.2%
<b>TCM TERM.</b>	<b>\$5.47</b>	<b>\$5.66</b>	<b>-3.3%</b>
T4	\$3.82	\$4.74	-19.5%
T5	\$4.24	\$3.27	+29.6%
T7	\$5.66	\$4.41	+28.4%
T8	\$0.00	\$2.21	-100.0%
<b>NON-TCM TERM.</b>	<b>\$4.37</b>	<b>\$3.95</b>	<b>+10.5%</b>
<b>TOTAL</b>	<b>\$5.01</b>	<b>\$5.01</b>	<b>-0.0%</b>



SERVICES	MAY 2020	MAY 2019	CHANGE
T1	\$3.20	\$0.88	+263.9%
T2	\$3.85	\$3.52	+9.4%
T3	\$0.00	\$0.94	-100.0%
T4	\$1.31	\$2.43	-46.1%
T5	\$1.83	\$0.81	+124.6%
T6	\$4.62	\$1.96	+135.4%
T7	\$0.40	\$1.67	-76.1%
T8	\$0.00	\$0.22	-100.0%
TBIT	\$6.37	\$8.42	-24.3%
<b>TOTAL</b>	<b>\$3.48</b>	<b>\$3.10</b>	<b>+12.2%</b>



RAC	MAY 2020	MAY 2019	CHANGE
LAX	\$23.90	\$17.66	+35.3%
<b>TOTAL</b>	<b>\$23.90</b>	<b>\$17.66</b>	<b>+35.3%</b>



<sup>1</sup> Duty Free sales per enplanement (SPE) is based on international enplaned passengers (PAX), while all the others are based on all enplaned PAX.  
<sup>2</sup> With the one exception being Duty Free SPE in T5 in which the all enplaned PAX numbers are used as the denominator instead of the international enplaned PAX numbers.