

Construction Hot Topics

Week of June 22, 2020

1. Automated People Mover Construction Update

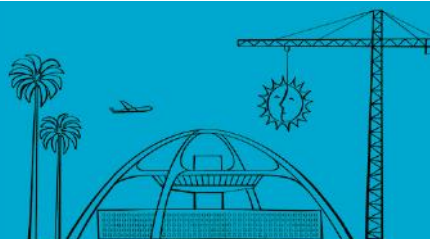
- Falsework for the APM's future guideway is being constructed between Parking Structures 1 and 7 – the site of the East CTA Station
- With the accomplishment of this milestone, the work site is starting to resemble a guideway more each day
- Construction of the APM guideway and future East, Center and West CTA Stations has closed or restricted a majority of Center Way through July 2020
- Detours and wayfinding signage is in place to guide vehicular and pedestrian traffic



Both photos showcase the guideway falsework currently being constructed at the future East CTA Station site for the Automated People Mover

Change is in the Air(port).

LAX WAY BETTER. REALLY.




Construction Hot Topics

Week of June 22, 2020

2. Terminal 1.5 Construction Update

- Construction is making progress on Terminal 1.5, the future connector building between Terminals 1 and 2
- Exterior finishes continue to be installed, which can be seen from the CTA
- Work inside the building is also making great progress, including the installation of interior finishes and flooring, power and more

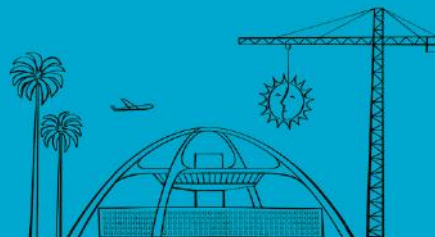


*Top right: Arrivals Level bag claim device being installed
Bottom: Departures Level flooring and escalators installed*



Change is in the Air(port).

LAX WAY BETTER. REALLY.



Construction Hot Topics

Week of June 22, 2020

3. Terminal 2 / 3 Construction Update

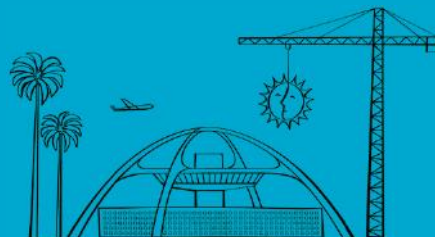
- Construction continues on the Head House between Terminals 2 and 3 as part of the Delta Sky Way program
- Pictured below, foundation work and steel erection continue to make progress, helping shape the building into its final state



Above: Foundation work and steel erection, pictured airside, help the future Head House building take shape

Change is in the Air(port).

LAX WAY BETTER. REALLY.

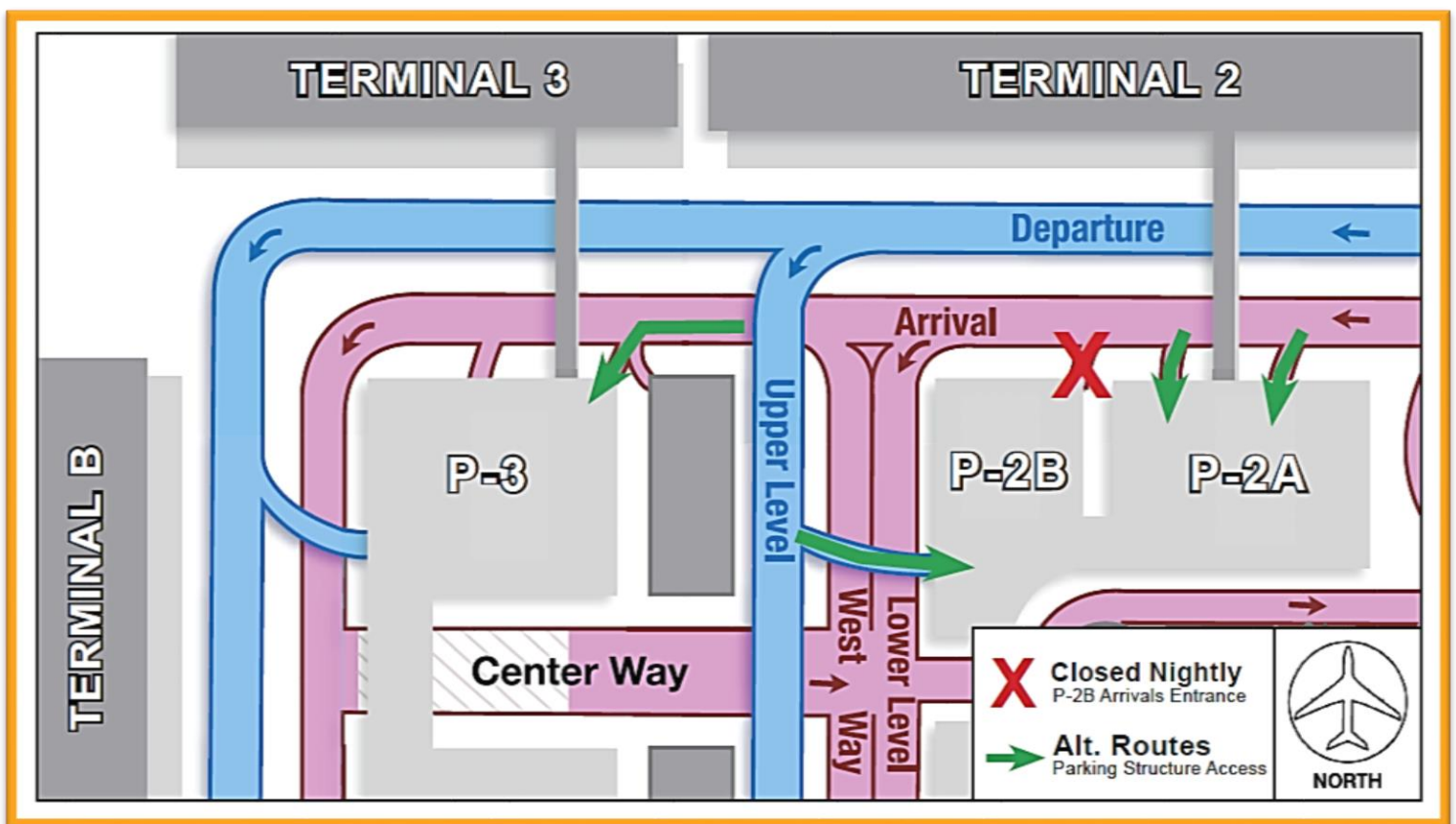


Construction Hot Topics

Week of June 22, 2020

4. Extended: Parking Structure 2B Impacts

- The Arrivals / Lower Level entrance to Parking Structure 2B is closed nightly (11PM to 5AM) through Saturday, June 27, for potholing work by the Automated People Mover project
- Work was extended another additional week, previously scheduled to finish Monday, June 22
- Vehicles can use the Departures / Upper Level entrance to access Parking Structure 2B, or park in Parking Structure 2A or Parking Structure 3
- Wayfinding signage is posted



P-2B Arrivals Level entrance closed nightly through 6/27/20

Change is in the Air(port).

LAX WAY BETTER. REALLY.

