


## Southwest Airlines Terminal 1.5

Data Received Through August 31, 2019 - Data Source: Contractor's LCP Tracker Report


Prime Contractor: Hensel Phelps

Subcontractor Name	Reported Community Sponsorships	 HIRE LAX Graduates	Total Impact Workers	Total Local Workers	Total Workers	Local Hire % (Headcount)
Util-Locate	0	0	N/A	2	3	66.7%
Morrow-Meadows Corporation	0	0	N/A	7	13	53.8%
Badger Daylighting Corp	0	0	N/A	1	2	50.0%
Lawrence W Rosine Co	0	0	N/A	2	4	50.0%
Sterndahl Enterprises, Inc.	0	0	N/A	2	4	50.0%
Zolnay Insulation, Inc.	0	0	N/A	6	12	50.0%
Hensel Phelps Construction Co	2	2	N/A	30	65	46.2%
Griffith Company	0	0	N/A	11	24	45.8%
Morrow-Meadows Corporation (Sub to Siemens)	0	0	N/A	25	55	45.5%
Cosco Fire Protection, Inc.	0	0	N/A	6	15	40.0%
ISEC, Inc.	0	0	N/A	10	26	38.5%
Gonsalves & Santucci Inc, DBA Conco	0	0	N/A	30	84	35.7%
Performance Contracting	0	0	N/A	15	43	34.9%
Aldridge Electric, Inc.	0	0	N/A	10	30	33.3%
Bill Carr Surveys, Inc.	0	0	N/A	1	3	33.3%
GGG Demolition	0	0	N/A	20	60	33.3%
Tahlequah Rebar Inc.	0	0	N/A	7	21	33.3%
Southern California Grading Inc	0	0	N/A	12	37	32.4%
Jordim Int'l Inc	0	0	N/A	10	31	32.3%
Infinity Drywall Contracting, Inc.	0	0	N/A	14	44	31.8%
Gerdau Reinforcing Steel	0	0	N/A	13	41	31.7%
R.J. & J. Construction, Inc.	0	0	N/A	6	19	31.6%
Shoring Engineers	0	0	N/A	27	87	31.0%
Rosendin Electric	0	0	N/A	14	46	30.4%
Pan-Pacific Mechanical	0	0	N/A	17	56	30.4%

# Southwest Airlines Terminal 1.5

Data Received Through August 31, 2019 - Data Source: Contractor's LCP Tracker Report


Prime Contractor: Hensel Phelps

Subcontractor Name	Reported Community Sponsorships	 HIRE LAX Graduates	Total Impact Workers	Total Local Workers	Total Workers	Local Hire % (Headcount)
Murray Company	0	0	N/A	11	38	28.9%
Comet Electric	0	0	N/A	2	7	28.6%
Rebar Engineering Inc.	0	0	N/A	4	14	28.6%
SME Steel	0	0	N/A	17	60	28.3%
Saddleback Waterproofing	0	0	N/A	5	18	27.8%
Southwest Steel of California Inc	0	0	N/A	3	11	27.3%
Anning Johnson Company	0	0	N/A	4	15	26.7%
NorCal Pipeline Services, Inc.	0	0	N/A	5	19	26.3%
Building Electronic Controls	0	0	N/A	1	4	25.0%
Corradini Corp	0	0	N/A	2	8	25.0%
Elljay Acoustics	0	0	N/A	1	4	25.0%
Johnson & Turner Painting Co Inc.	0	0	N/A	2	8	25.0%
Mike Zarp, Inc.	0	0	N/A	2	8	25.0%
Nevell Group, Inc.	0	0	N/A	5	20	25.0%
Centerline Concrete Cutting	0	0	N/A	1	5	20.0%
DSM Construction, Inc.	0	0	N/A	1	5	20.0%
Commercial Scaffolding of CA	0	0	N/A	5	26	19.2%
Underground Construction Co Inc	0	0	N/A	2	19	10.5%
Mr. Crane, Inc.	0	0	N/A	2	33	6.1%
Concrete Coring Company (sub to Griffith)	0	0	N/A	0	2	0.0%
Connor Concrete Cutting and Coring	0	0	N/A	0	6	0.0%
Davidson Concrete Cutting, Inc.	0	0	N/A	0	1	0.0%
G&G Door Products, Inc.	0	0	N/A	0	1	0.0%
Konstruktors, Inc.	0	0	N/A	0	4	0.0%
Masonry Concepts, Inc	0	0	N/A	0	2	0.0%
Performance Contracting	0	0	N/A	0	2	0.0%

## Southwest Airlines Terminal 1.5

Data Received Through August 31, 2019 - Data Source: Contractor's LCP Tracker Report

Prime Contractor: Hensel Phelps

Subcontractor Name	Reported Community Sponsorships	 HIRE LAX Graduates	Total Impact Workers	Total Local Workers	Total Workers	Local Hire % (Headcount)
RMA Group	0	0	N/A	0	2	0.0%
Savala Equipment Company, Inc. dba Savala Equipment Rentals	0	0	N/A	0	4	0.0%
West Coast Fire Stopping	0	0	N/A	0	3	0.0%
WMB & Associates, Inc.	0	0	N/A	0	2	0.0%
	2	2	0	373	1176	31.7%

**LAX PLA Article III, Section 6 Contractor Hiring Obligations** - . . . to maximize the employment of qualified local persons residing within the area of the Project, with the goal that at least 30% of each contractor's employees hired under this Agreement shall be either residents of the cities immediately adjacent to LAX or of the City of Los Angeles ("local residents"). Contractors shall develop a hiring plan and maintain records of their compliance efforts.