


## Delta Skyway Program II

Data Received Through: October 31, 2019 - Data Source: Contractor's LCP Tracker Report


Prime Contractor: Hensel Phelps

Subcontractor Name		Reported Community Sponsorships	 HIRE LAX Graduates	Total Impact Workers	Total Local Workers	Total Workers	Local Hire % (Headcount)
XL Fire Protection		0	0	N/A	2	2	100.0%
El Prado Cleaning Service	NEW	0	0	N/A	19	27	70.4%
Corradini Corp		0	0	N/A	2	3	66.7%
Gerdau Reinforcing Steel / CMC Rebar West		0	0	N/A	5	8	62.5%
Best Contracting Services Inc	NEW	0	0	N/A	3	5	60.0%
Direct AV		0	0	N/A	5	9	55.6%
Birdi & Associates, Inc.		0	0	N/A	2	4	50.0%
Gonsalves & Santucci Inc DBA Conco Pumping	NEW	0	0	N/A	4	8	50.0%
Lawrence W Rosine Co.		0	0	N/A	1	2	50.0%
Infinity Drywall		0	0	N/A	18	40	45.0%
Building Electronic Controls		0	0	N/A	3	7	42.9%
Limbach Company LP		0	0	N/A	5	12	41.7%
GGG Demolition, Inc.		0	0	N/A	9	22	40.9%
Morrow Meadows Corporation		1	1	N/A	30	76	39.5%
California Earth Transport Inc	NEW	0	0	N/A	29	74	39.2%
Hensel Phelps Construction Co		0	0	N/A	22	57	38.6%
Morrow Meadows Corporation (2)		0	0	N/A	22	62	35.5%
Bonas Company		0	0	N/A	1	3	33.3%
GecTwo Inc		0	0	N/A	3	9	33.3%
Nevell Group Inc		0	0	N/A	7	21	33.3%
Matrix Environmental, Inc.		0	0	N/A	28	85	32.9%
Granite Construction Company		0	0	N/A	6	19	31.6%
BrandSafway Services	NEW	0	0	N/A	5	16	31.3%
ISEC, Inc.		0	0	N/A	3	10	30.0%
Cosco Fire Protection, Inc.		0	0	N/A	2	7	28.6%
Pan Pacific Mechanica, LLC		0	0	N/A	2	7	28.6%
Rosendin Electric		0	0	N/A	13	46	28.3%

## Delta Skyway Program II

Data Received Through: October 31, 2019 - Data Source: Contractor's LCP Tracker Report


Prime Contractor: Hensel Phelps

Subcontractor Name		Reported Community Sponsorships	 HIRE LAX Graduates	Total Impact Workers	Total Local Workers	Total Workers	Local Hire % (Headcount)
Murray Company		0	0	N/A	25	99	25.3%
Centerline Concrete Cutting		0	0	N/A	1	4	25.0%
Zolnay Insulation Inc		0	0	N/A	1	4	25.0%
Washington Iron Works		0	0	N/A	6	28	21.4%
Concrete Coring Company		0	0	N/A	1	5	20.0%
Performance Contracting Inc.		0	0	N/A	4	23	17.4%
Comet Electric		0	0	N/A	1	6	16.7%
NorCal Pipeline Services, Inc.		0	0	N/A	1	6	16.7%
Site Solution Services, Inc.		0	0	N/A	1	6	16.7%
Environmental Construction Group		0	0	N/A	2	13	15.4%
Condon Jonson & Associates, Inc		0	0	N/A	3	22	13.6%
Shoring Engineers		0	0	N/A	2	15	13.3%
Xcel Mechanical System Inc.		0	0	N/A	1	10	10.0%
Badger Daylighting Corp		0	0	N/A	2	27	7.4%
Air Balance Co, Inc.		0	0	N/A	0	1	0.0%
Brymax Construction Services	NEW	0	0	N/A	0	7	0.0%
C.A. Buchen Corp		0	0	N/A	0	6	0.0%
Climatec		0	0	N/A	0	1	0.0%
Connor Concrete Cutting and Coring		0	0	N/A	0	6	0.0%
Exsell Sales Associates		0	0	N/A	0	2	0.0%
Inspection Resources Co	NEW	0	0	N/A	0	2	0.0%
Lonestar West Services LLC		0	0	N/A	0	1	0.0%
Merli Concrete Pumping		0	0	N/A	0	1	0.0%
Penhall Compancy (Sub to Concrete Coring)	NEW	0	0	N/A	0	1	0.0%
Premier Interior Dev., Inc.		0	0	N/A	0	3	0.0%
R.J. Lalonde Inc		0	0	N/A	0	1	0.0%
RMA Group		0	0	N/A	0	3	0.0%
So-Cal Insulation	NEW	0	0	N/A	0	1	0.0%

## Delta Skyway Program II

Data Received Through: October 31, 2019 - Data Source: Contractor's LCP Tracker Report

Prime Contractor: Hensel Phelps

Subcontractor Name	Reported Community Sponsorships	 HIRE LAX Graduates	Total Impact Workers	Total Local Workers	Total Workers	Local Hire % (Headcount)
	1	1	0	302	945	32.0%

**LAX PLA Article III, Section 6 Contractor Hiring Obligations** - . . . to maximize the employment of qualified local persons residing within the area of the Project, with the goal that at least 30% of each contractor's employees hired under this Agreement shall be either residents of the cities immediately adjacent to LAX or of the City of Los Angeles ("local residents"). Contractors shall develop a hiring plan and maintain records of their compliance efforts.