


Delta Hangar Project

Data Received Through: January 31, 2020 - Data Source: Contractor's LCP Tracker


Prime Contractor: Skanska

Subcontractor Name	Reported Community Sponsorships	 HIRE LAX Graduates	Total Impact Workers	Total Local Workers	Total Workers	Local Hire % (Headcount)
American Air Balance Co Inc	0	0	1	4	4	100.0%
Nold's Equipment	0	0	1	1	1	100.0%
Northwest Excavating	0	0	0	2	2	100.0%
Raymond Trucking	0	0	0	1	1	100.0%
West Coast Firestopping	0	0	0	1	1	100.0%
TEC Management Consultants, Inc.	0	0	4	6	8	75.0%
American Landscape	0	0	0	14	21	66.7%
24 Hour Sweeping	0	0	1	7	11	63.6%
Suttles Plumbing & Mechanical Corp.	0	0	0	5	8	62.5%
Badger Daylighting Corp	0	0	1	7	14	50.0%
Kindness General Contractors, LLC	0	0	0	1	2	50.0%
PG Cutting Services	0	0	0	1	2	50.0%
United Riggers & Erectors	0	0	0	1	2	50.0%
Crown Fence	0	0	0	8	19	42.1%
Austin Enterprise	0	0	0	6	15	40.0%
Vellutini Corp dba Royal Electric Co.	0	0	1	13	34	38.2%
3531 Trucking Inc.	0	0	1	5	15	33.3%
Advanced Construction Technologies	0	0	1	2	6	33.3%
Commercial Scaffolding of CA	0	0	0	2	6	33.3%
Direct AV	0	0	0	2	6	33.3%
Penhall Company	0	0	0	2	6	33.3%
Shoring Engineers	0	0	2	19	59	32.2%
Infinity Drywall Contracting, Inc.	2	2	3	29	91	31.9%

Delta Hangar Project

Data Received Through: January 31, 2020 - Data Source: Contractor's LCP Tracker


Prime Contractor: Skanska

Subcontractor Name	Reported Community Sponsorships	 HIRE LAX Graduates	Total Impact Workers	Total Local Workers	Total Workers	Local Hire % (Headcount)
Triumph Painting	0	0	1	10	32	31.3%
Gectwo, Inc.	0	0	2	5	17	29.4%
GGG Demolition	0	0	2	10	34	29.4%
Cupertino Electric	0	0	6	21	72	29.2%
Martinez Steel Corporation	0	0	2	20	70	28.6%
Merli Concrete Pumping	0	0	0	2	7	28.6%
Concrete Coring Company	0	0	0	3	11	27.3%
J Colavin & Son, Inc.	0	0	0	3	11	27.3%
Gonsalves & Santucci dba Conco Pumping	1	1	7	37	139	26.6%
Griffith Company	0	0	16	58	224	25.9%
Eberhard	0	0	1	10	39	25.6%
The M.S. Rouse Company	0	0	0	2	8	25.0%
Aragon Construction Inc.	0	0	2	4	17	23.5%
Nor Cal Pipeline Services, Inc.	0	0	1	7	30	23.3%
Hayward Baker	0	0	1	3	13	23.1%
Building Electronic Controls, Inc.	0	0	2	2	9	22.2%
Cosco Fire Protection	0	0	0	4	19	21.1%
Rosendin	0	0	2	6	29	20.7%
MBI Excavation	0	0	1	2	11	18.2%
SRD Engineering, Inc.	0	0	2	6	33	18.2%
Veterans Engineering Services Inc	0	0	0	2	11	18.2%
Xcel Mechanical Systems	0	0	0	7	39	17.9%
The Herrick Corporation	2	0	2	8	45	17.8%
Masonry Concepts, Inc.	0	0	0	3	17	17.6%

Delta Hangar Project

Data Received Through: January 31, 2020 - Data Source: Contractor's LCP Tracker


Prime Contractor: Skanska

Subcontractor Name	Reported Community Sponsorships	 HIRE LAX Graduates	Total Impact Workers	Total Local Workers	Total Workers	Local Hire % (Headcount)
Century Sweeping, Inc.	0	0	0	1	6	16.7%
McKeon Door West Inc	0	0	0	1	6	16.7%
Savala Equipment Company, Inc.	0	0	0	1	6	16.7%
FenceCorp Inc'	0	0	1	2	14	14.3%
Gonsalves & Santucci, Inc. dba Conco	0	0	0	1	7	14.3%
Red Hawk Fence & Environmental Services	0	0	0	1	8	12.5%
Schroder Iron	0	0	0	1	8	12.5%
R.J. Lalonde, Inc.	0	0	1	1	9	11.1%
Mike Zarp, Inc.	0	0	2	2	20	10.0%
Adkan Engineers	0	0	0	0	7	0.0%
Applied Engineering Concepts	0	0	0	0	4	0.0%
Assa Abloy Entrance Systems	0	0	0	0	1	0.0%
B & I Equipment Rental LLC	0	0	0	0	5	0.0%
BC Traffic Specialist	0	0	0	0	2	0.0%
Best Contracting Services	0	0	0	0	5	0.0%
Bill Higgins	0	0	0	0	3	0.0%
Building Specialty Systems	0	0	0	0	2	0.0%
Crane Rental Service	0	0	0	0	5	0.0%
Davidson Laddison Inc dba Addision Equipment Rental	0	0	0	0	3	0.0%
ECCO Equipment Corporation	0	0	0	0	1	0.0%
Excalibur Well Services Corp	0	0	0	0	23	0.0%
F & B Equipment LLC	0	0	0	0	1	0.0%
Fine Grade Equipment, Inc.	0	0	0	0	1	0.0%
G.B.H. Enterprises Inc	0	0	0	0	1	0.0%

Delta Hangar Project

Data Received Through: January 31, 2020 - Data Source: Contractor's LCP Tracker

Prime Contractor: Skanska

Subcontractor Name		Reported Community Sponsorships	 HIRE LAX Graduates	Total Impact Workers	Total Local Workers	Total Workers	Local Hire % (Headcount)
Industrial High Voltage		0	0	0	0	6	0.0%
Jagur Tractor		0	0	0	0	1	0.0%
LA Excavating, Inc dba Alward Equipment Rental		0	0	0	0	1	0.0%
Lonestar West Services		0	0	0	0	4	0.0%
Miller Blades, Inc.		0	0	0	0	1	0.0%
Mr. Crane, Inc.		0	0	0	0	31	0.0%
N>M.N. Construction		0	0	0	0	1	0.0%
Newman Backhoe Services, Inc.		0	0	0	0	4	0.0%
P. Riley Enterprises DBA Rileys Scraper Rental		0	0	0	0	1	0.0%
Pavement Recycling Systems, Inc.		0	0	0	0	3	0.0%
R.J.& J. Construction, INC		0	0	0	0	7	0.0%
Saber Industries		0	0	0	0	6	0.0%
Site Solution Services, Inc.		0	0	0	0	1	0.0%
Solid Door Installations		0	0	0	0	5	0.0%
Straight Up Surveying, Inc.		0	0	0	0	2	0.0%
Trans Pro Tation LLC		0	0	0	0	1	0.0%
W.A. Rasic Construction Co., Inc.		0	0	0	0	8	0.0%
Diversified Window Coverings Inc	NEW	0	0	0	0	3	0.0%
		5	3	70	385	1505	25.6%

LAX PLA Article III, Section 6 Contractor Hiring Obligations - . . . to maximize the employment of qualified local persons residing within the area of the Project, with the goal that at least 30% of each contractor's employees hired under this Agreement shall be either residents of the cities immediately adjacent to LAX or of the City of Los Angeles ("local residents"). Contractors shall develop a hiring plan and maintain records of their compliance efforts.