


Intermodal Transportation Facility West

Data Received Through: February 28, 2020 - Data Source: Contractor's LCP Tracker Report


Prime Contractor: Swinerton

Subcontractor Name	Reported Community Sponsorships	 HIRE LAX Graduates	Total Impact Workers	Total Local Workers	Total Workers	Local Hire % (Headcount)
Barbold Services LLC	0	0	0	1	1	100.0%
West Coast Fire Stopping Inc	0	0	1	1	1	100.0%
TEC Management Consultants Inc	0	0	6	10	13	76.9%
Bonas Company	0	0	0	2	3	66.7%
Dinamic Modular Construction	0	0	0	2	3	66.7%
Wagner Engineering & Survey Inc	0	0	0	5	8	62.5%
Fryman Management Inc.	0	0	1	3	5	60.0%
24 Hour Sweeping, Inc	0	0	1	4	7	57.1%
Sterndahl Enterprises	0	0	1	5	9	55.6%
Birdi Inc dba Birdi & Associates, Inc.	0	0	2	5	10	50.0%
Geotechnical Professionals Inc.	0	0	1	1	2	50.0%
Kehoe Testing & Engineering, Inc.	0	0	0	1	2	50.0%
City Commercial Plumbing	0	0	0	6	13	46.2%
Pierre Landscape, Inc	0	0	1	10	23	43.5%
Patriot Environmental Services	0	0	1	6	14	42.9%
Crown Fence	0	0	0	13	31	41.9%
R.J. & J Construction Inc	0	0	4	9	22	40.9%
Environmental Construction Group, Inc.	0	0	5	30	74	40.5%
Citadel EHS	0	0	0	2	5	40.0%
JMH Engineering and Construction	0	0	3	11	29	37.9%
Frank S Smith Masonry	NEW	0	1	4	11	36.4%
T&M Construction	0	0	1	5	14	35.7%
Taft Electric Company	0	0	5	22	64	34.4%
Excel Paving Company	0	0	0	9	27	33.3%
Hixson Backhoe Services, Inc.	0	0	0	1	3	33.3%
Morrow Meadows Corporation	0	0	3	20	60	33.3%
Psomas	0	0	0	4	12	33.3%

Intermodal Transportation Facility West

Data Received Through: February 28, 2020 - Data Source: Contractor's LCP Tracker Report


Prime Contractor: Swinerton

Subcontractor Name		Reported Community Sponsorships	 HIRE LAX Graduates	Total Impact Workers	Total Local Workers	Total Workers	Local Hire % (Headcount)
Southern California Grading Inc		0	0	2	11	33	33.3%
Best Contracting Services, Inc.	NEW	0	0	0	1	3	33.3%
Swinerton Builders		3	3	6	27	86	31.4%
Sign Industries, Inc.		0	0	0	2	7	28.6%
Hubcity Trucking LLC	NEW	0	0	0	1	4	25.0%
Pacific Steel Group		0	0	3	23	96	24.0%
The JV Land Clearing		0	0	0	3	13	23.1%
Connor Concrete Cutting and Coring		0	0	1	2	9	22.2%
Moran Consulting Corporation		0	0	0	2	9	22.2%
Mike Zarp, Inc.		0	0	1	3	14	21.4%
All American Asphalt		0	0	1	4	19	21.1%
Gonsalves & Santucci Inc dba Conco Pumping		0	0	1	4	19	21.1%
Murray Company		0	0	1	15	73	20.5%
Traffic Management, Inc.		0	0	0	4	21	19.0%
Bali Construction		0	0	0	9	51	17.6%
Marne Construction, Inc.		0	0	0	10	78	12.8%
Maxim Crane Works		0	0	0	1	12	8.3%
C Below Inc		0	0	1	1	27	3.7%
2R Drilling, Inc.		0	0	0	0	2	0.0%
Accurate Line Locating, Inc.		0	0	0	0	2	0.0%
Cardno, Inc.		0	0	0	0	1	0.0%
Century Sweeping		0	0	0	0	1	0.0%
Connor Concrete Cutting & Coring		0	0	0	0	1	0.0%
Koppl Pipeline Services		0	0	0	0	2	0.0%
Lonestar West Services LLC		0	0	0	0	2	0.0%
Martin Bros./Marcowall, Inc.		0	0	0	0	1	0.0%
Matt Chlor Inc		0	0	0	0	3	0.0%
Miller Equipment Co		0	0	0	0	1	0.0%

Intermodal Transportation Facility West

Data Received Through: February 28, 2020 - Data Source: Contractor's LCP Tracker Report

Prime Contractor: Swinerton

Subcontractor Name	Reported Community Sponsorships	 HIRE LAX Graduates	Total Impact Workers	Total Local Workers	Total Workers	Local Hire % (Headcount)
Moran Manhole Builders Inc.	0	0	0	0	1	0.0%
N.M.N. Construction, Inc.	0	0	0	0	3	0.0%
Nor Cal Pipeline	0	0	0	0	1	0.0%
P & E Insulation Inc	0	0	0	0	1	0.0%
Pavement Recycling Systems, Inc	0	0	0	0	1	0.0%
PCI	0	0	0	0	23	0.0%
Savala Equipment CO	0	0	0	0	1	0.0%
Torrent Resources	0	0	0	0	10	0.0%
Harpers Backhoe Service Inc	NEW	0	0	0	2	0.0%
	3	3	54	315	1099	28.7%

LAX PLA Article III, Section 6 Contractor Hiring Obligations - . . . to maximize the employment of qualified local persons residing within the area of the Project, with the goal that at least 30% of each contractor's employees hired under this Agreement shall be either residents of the cities immediately adjacent to LAX or of the City of Los Angeles ("local residents"). Contractors shall develop a hiring plan and maintain records of their compliance efforts.