


Southwest Airlines Terminal 1.5

Data Received Through February 28, 2020 - Data Source: Contractor's LCP Tracker Report


Prime Contractor: Hensel Phelps

Subcontractor Name		Reported Community Sponsorships	 HIRE LAX Graduates	Total Impact Workers	Total Local Workers	Total Workers	Local Hire % (Headcount)
Util-Locate		0	0	N/A	2	3	66.7%
Direct AV	NEW	0	0	N/A	6	9	66.7%
Birdi & Associates		0	0	N/A	7	11	63.6%
Morrow-Meadows Corporation		0	0	N/A	7	13	53.8%
Safe Scaffolding		0	0	N/A	11	21	52.4%
ISEC, Inc.		0	0	N/A	17	33	51.5%
Badger Daylighting Corp		0	0	N/A	1	2	50.0%
Lawrence W Rosine Co		0	0	N/A	2	4	50.0%
Rouch Rebar, Inc.	NEW	0	0	N/A	1	2	50.0%
Sterndahl Enterprises, Inc.		0	0	N/A	2	4	50.0%
Morrow-Meadows Corporation (Sub to Siemens)		0	0	N/A	28	61	45.9%
Griffith Company		0	0	N/A	11	24	45.8%
Southwest Steel of California Inc		0	0	N/A	9	20	45.0%
Cosco Fire Protection, Inc.		0	0	N/A	12	30	40.0%
Hensel Phelps Construction Co		3	2	N/A	40	100	40.0%
Johnson & Turner Painting Co Inc.		0	0	N/A	7	18	38.9%
DSM Construction, Inc.		0	0	N/A	5	13	38.5%
West Coast Fire Stopping		0	0	N/A	3	8	37.5%
Corradini Corp		0	0	N/A	4	11	36.4%
Gonsalves & Santucci Inc, DBA Conco		0	0	N/A	31	88	35.2%
GGG Demolition		0	0	N/A	23	68	33.8%
A-C Electric Company		0	0	N/A	2	6	33.3%
Aldridge Electric, Inc.		0	0	N/A	10	30	33.3%
Beilski Specialty Services Inc		0	0	N/A	1	3	33.3%
Bill Carr Surveys, Inc.		0	0	N/A	1	3	33.3%

Southwest Airlines Terminal 1.5

Data Received Through February 28, 2020 - Data Source: Contractor's LCP Tracker Report


Prime Contractor: Hensel Phelps

Subcontractor Name	Reported Community Sponsorships	 HIRE LAX Graduates	Total Impact Workers	Total Local Workers	Total Workers	Local Hire % (Headcount)
G&G Door Products, Inc.	0	0	N/A	1	3	33.3%
Masonry Concepts, Inc	0	0	N/A	5	15	33.3%
Southern California Grading Inc	0	0	N/A	14	42	33.3%
Tahlequah Rebar Inc.	0	0	N/A	7	21	33.3%
Gerdau Reinforcing Steel	0	0	N/A	15	46	32.6%
R.J. & J. Construction, Inc.	0	0	N/A	6	19	31.6%
SME Steel	0	0	N/A	24	76	31.6%
Murray Company	0	0	N/A	31	99	31.3%
Mike Zarp, Inc.	0	0	N/A	5	16	31.3%
Shoring Engineers	0	0	N/A	27	89	30.3%
Jordim Int'l Inc	0	0	N/A	10	33	30.3%
Pan-Pacific Mechanical	0	0	N/A	35	116	30.2%
Anning Johnson Company	0	0	N/A	5	17	29.4%
Woodbridge Glass Incorporated	1	1	N/A	5	17	29.4%
Building Electronic Controls	0	0	N/A	2	7	28.6%
Nevell Group, Inc.	0	0	N/A	12	42	28.6%
Rebar Engineering Inc.	0	0	N/A	4	14	28.6%
Infinity Drywall Contracting, Inc.	0	0	N/A	43	154	27.9%
Performance Contracting	0	0	N/A	17	64	26.6%
Saddleback Waterproofing	0	0	N/A	5	19	26.3%
Zolnay Insulation, Inc.	0	0	N/A	6	23	26.1%
Rosendin Electric	0	0	N/A	31	120	25.8%
Comet Electric	0	0	N/A	2	8	25.0%
Elljay Acoustics	0	0	N/A	1	4	25.0%
Commercial Scaffolding of CA	0	0	N/A	8	33	24.2%
Performance Contracting	0	0	N/A	17	73	23.3%

Southwest Airlines Terminal 1.5

Data Received Through February 28, 2020 - Data Source: Contractor's LCP Tracker Report

Prime Contractor: Hensel Phelps

Subcontractor Name		Reported Community Sponsorships	 HIRE LAX Graduates	Total Impact Workers	Total Local Workers	Total Workers	Local Hire % (Headcount)
NorCal Pipeline Services, Inc.		0	0	N/A	5	24	20.8%
Centerline Concrete Cutting		0	0	N/A	1	6	16.7%
Coast Building Products	NEW	0	0	N/A	3	18	16.7%
Courtney Inc		0	0	N/A	3	18	16.7%
BrandSafway Services		0	0	N/A	3	21	14.3%
Schindler Elevator Corporation		0	0	N/A	1	8	12.5%
Underground Construction Co Inc		0	0	N/A	2	19	10.5%
Mr. Crane, Inc.		0	0	N/A	2	42	4.8%
Centerline Concrete Cutting (Cosco)		0	0	N/A	0	1	0.0%
Concrete Coring Company (sub to Griffith)		0	0	N/A	0	2	0.0%
Connor Concrete Cutting and Coring		0	0	N/A	0	8	0.0%
Davidson Concrete Cutting, Inc.		0	0	N/A	0	1	0.0%
Konstruktors, Inc.		0	0	N/A	0	4	0.0%
Mike Prlich and Sons		0	0	N/A	0	4	0.0%
RMA Group		0	0	N/A	0	3	0.0%
Savala Equipment Company, Inc. dba Savala Equipment Rentals		0	0	N/A	0	4	0.0%
WMB & Associates, Inc.		0	0	N/A	0	2	0.0%
Won-Door Corporation	NEW	0	0	N/A	0	1	0.0%
		4	3	0	601	1941	31.0%

LAX PLA Article III, Section 6 Contractor Hiring Obligations - . . . to maximize the employment of qualified local persons residing within the area of the Project, with the goal that at least 30% of each contractor's employees hired under this Agreement shall be either residents of the cities immediately adjacent to LAX or of the City of Los Angeles ("local residents"). Contractors shall develop a hiring plan and maintain records of their compliance efforts.