


Intermodal Transportation Facility West

Data Received Through: March 31, 2020 - Data Source: Contractor's LCP Tracker Report


Prime Contractor: Swinerton

Subcontractor Name	Reported Community Sponsorships	 HIRE LAX Graduates	Total Impact Workers	Total Local Workers	Total Workers	Local Hire % (Headcount)
Barbold Services LLC		0	0	1	1	100.0%
West Coast Fire Stopping Inc		0	1	1	1	100.0%
Hammer Down Transportation	NEW	0	3	9	10	90.0%
TEC Management Consultants Inc		0	6	10	13	76.9%
Bonas Company		0	0	2	3	66.7%
Dinamic Modular Construction		0	0	2	3	66.7%
Wagner Engineering & Survey Inc		0	0	5	8	62.5%
Fryman Management Inc.		0	1	3	5	60.0%
24 Hour Sweeping, Inc		0	1	4	7	57.1%
Sterndahl Enterprises		0	1	5	9	55.6%
Birdi Inc dba Birdi & Associates, Inc.		0	2	5	10	50.0%
Kehoe Testing & Engineering, Inc.		0	0	1	2	50.0%
City Commercial Plumbing		0	1	7	15	46.7%
Pierre Landscape, Inc		0	1	10	23	43.5%
Patriot Environmental Services		0	1	6	14	42.9%
Crown Fence		0	0	13	31	41.9%
Frank S Smith Masonry		0	1	5	12	41.7%
Environmental Construction Group, Inc.		0	5	30	74	40.5%
Citadel EHS		0	0	2	5	40.0%
R.J. & J Construction Inc		0	5	10	25	40.0%
JMH Engineering and Construction		0	3	11	29	37.9%
T&M Construction		0	1	5	14	35.7%
Morrow Meadows Corporation		0	4	31	89	34.8%
Excel Paving Company		0	0	9	27	33.3%
Geotechnical Professionals Inc.		0	1	1	3	33.3%
Hixson Backhoe Services, Inc.		0	0	1	3	33.3%
Psomas		0	0	4	12	33.3%

Intermodal Transportation Facility West

Data Received Through: March 31, 2020 - Data Source: Contractor's LCP Tracker Report


Prime Contractor: Swinerton

Subcontractor Name	Reported Community Sponsorships	 HIRE LAX Graduates	Total Impact Workers	Total Local Workers	Total Workers	Local Hire % (Headcount)
Southern California Grading Inc	0	0	2	11	33	33.3%
Taft Electric Company	0	0	5	22	67	32.8%
Sign Industries, Inc.	0	0	0	2	7	28.6%
Swinerton Builders	3	3	8	38	137	27.7%
Hubcity Trucking LLC	0	0	0	1	4	25.0%
Pacific Steel Group	0	0	3	27	109	24.8%
The JV Land Clearing	0	0	0	3	13	23.1%
Bali Construction	0	0	0	12	54	22.2%
Connor Concrete Cutting & Coring	0	0	1	2	9	22.2%
Moran Consulting Corporation	0	0	0	2	9	22.2%
All American Asphalt	0	0	1	4	19	21.1%
Murray Company	0	0	1	15	73	20.5%
CMZ Excavation Inc	NEW	0	0	1	5	20.0%
Gonsalves & Santucci Inc dba Conco Pumping	0	0	1	4	21	19.0%
Traffic Management, Inc.	0	0	0	4	21	19.0%
Mike Zarp, Inc.	0	0	1	3	16	18.8%
Best Contracting Services, Inc.	0	0	0	1	6	16.7%
Marne Construction, Inc.	0	0	0	10	78	12.8%
Maxim Crane Works	0	0	0	1	11	9.1%
C Below Inc	0	0	1	1	27	3.7%
2R Drilling, Inc.	0	0	0	0	2	0.0%
Accurate Line Locating, Inc.	0	0	0	0	2	0.0%
Cardno, Inc.	0	0	0	0	1	0.0%
Century Sweeping	0	0	0	0	1	0.0%
Harpers Backhoe Service Inc	0	0	0	0	2	0.0%
Koppl Pipeline Services	0	0	0	0	2	0.0%
Lonestar West Services LLC	0	0	0	0	2	0.0%
Martin Bros./Marcowall, Inc.	0	0	0	0	1	0.0%

Intermodal Transportation Facility West

Data Received Through: March 31, 2020 - Data Source: Contractor's LCP Tracker Report

Prime Contractor: Swinerton

Subcontractor Name	Reported Community Sponsorships	 HIRE LAX Graduates	Total Impact Workers	Total Local Workers	Total Workers	Local Hire % (Headcount)
Matt Chlor Inc	0	0	0	0	3	0.0%
Miller Equipment Co	0	0	0	0	1	0.0%
Moran Manhole Builders Inc.	0	0	0	0	1	0.0%
N.M.N. Construction, Inc.	0	0	0	0	3	0.0%
Nor Cal Pipeline	0	0	0	0	1	0.0%
P & E Insulation Inc	0	0	0	0	1	0.0%
Pavement Recycling Systems, Inc	0	0	0	0	5	0.0%
PCI	0	0	0	0	23	0.0%
Savala Equipment CO	0	0	0	0	1	0.0%
Torrent Resources	0	0	0	0	10	0.0%
	3	3	62	357	1229	29.0%

LAX PLA Article III, Section 6 Contractor Hiring Obligations - . . . to maximize the employment of qualified local persons residing within the area of the Project, with the goal that at least 30% of each contractor's employees hired under this Agreement shall be either residents of the cities immediately adjacent to LAX or of the City of Los Angeles ("local residents"). Contractors shall develop a hiring plan and maintain records of their compliance efforts.