


Southwest Airlines Terminal 1.5

Data Received Through May 31, 2020 - Data Source: Contractor's LCP Tracker Report


Prime Contractor: Hensel Phelps

Subcontractor Name	Reported Community Sponsorships	 HIRE LAX Graduates	Total Impact Workers	Total Local Workers	Total Workers	Local Hire % (Headcount)
Util-Locate	0	0	N/A	2	3	66.7%
Morrow-Meadows Corporation	0	0	N/A	7	13	53.8%
Direct AV	0	0	N/A	8	15	53.3%
ISEC, Inc.	0	0	N/A	18	36	50.0%
Birdi & Associates	0	0	N/A	7	14	50.0%
Lawrence W Rosine Co	0	0	N/A	2	4	50.0%
Sterndahl Enterprises, Inc.	0	0	N/A	2	4	50.0%
Badger Daylighting Corp	0	0	N/A	1	2	50.0%
Rouch Rebar, Inc.	0	0	N/A	1	2	50.0%
Safe Scaffolding	0	0	N/A	11	23	47.8%
Griffith Company	0	0	N/A	11	24	45.8%
Morrow-Meadows Corporation (Sub to Siemens)	0	0	N/A	29	65	44.6%
Southwest Steel of California Inc	0	0	N/A	11	26	42.3%
Cosco Fire Protection, Inc.	0	0	N/A	12	30	40.0%
DSM Construction, Inc.	0	0	N/A	6	15	40.0%
Johnson & Turner Painting Co Inc.	0	0	N/A	7	18	38.9%
Hensel Phelps Construction Co	3	2	N/A	39	101	38.6%
Southern California Grading Inc	0	0	N/A	18	47	38.3%
Performance Contracting	0	0	N/A	33	93	35.5%
Gonsalves & Santucci Inc, DBA Conco	0	0	N/A	31	88	35.2%
GGG Demolition	0	0	N/A	25	73	34.2%
Aldridge Electric, Inc.	0	0	N/A	10	30	33.3%
Tahlequah Rebar Inc.	0	0	N/A	7	21	33.3%
Woodbridge Glass Incorporated	1	1	N/A	7	21	33.3%
Masonry Concepts, Inc	0	0	N/A	5	15	33.3%

Southwest Airlines Terminal 1.5

Data Received Through May 31, 2020 - Data Source: Contractor's LCP Tracker Report


Prime Contractor: Hensel Phelps

Subcontractor Name	Reported Community Sponsorships	 HIRE LAX Graduates	Total Impact Workers	Total Local Workers	Total Workers	Local Hire % (Headcount)
West Coast Fire Stopping	0	0	N/A	4	12	33.3%
Concrete Coring Company	0	0	N/A	2	6	33.3%
Bielski Specialty Services Inc	0	0	N/A	1	3	33.3%
Bill Carr Surveys, Inc.	0	0	N/A	1	3	33.3%
G&G Door Products, Inc.	0	0	N/A	1	3	33.3%
Murray Company	0	0	N/A	36	109	33.0%
Infinity Drywall Contracting, Inc.	0	0	N/A	60	182	33.0%
Gerdau Reinforcing Steel	0	0	N/A	15	46	32.6%
Pan-Pacific Mechanical	0	0	N/A	45	141	31.9%
Premier Tile & Marble	0	0	N/A	6	19	31.6%
R.J. & J. Construction, Inc.	0	0	N/A	6	19	31.6%
Mike Zarp, Inc.	0	0	N/A	5	16	31.3%
Jordim Int'l Inc	0	0	N/A	11	36	30.6%
SME Steel	0	0	N/A	24	79	30.4%
Shoring Engineers	0	0	N/A	27	89	30.3%
Anning Johnson Company	0	0	N/A	5	17	29.4%
Rebar Engineering Inc.	0	0	N/A	4	14	28.6%
Performance Contracting	0	0	N/A	24	86	27.9%
Rosendin Electric	0	0	N/A	35	132	26.5%
Saddleback Waterproofing	0	0	N/A	5	19	26.3%
BrandSafway Services	0	0	N/A	7	27	25.9%
Otis Elevator Company	0	0	N/A	8	31	25.8%
Zolnay Insulation, Inc.	0	0	N/A	6	24	25.0%
A-C Electric Company	0	0	N/A	2	8	25.0%
Comet Electric	0	0	N/A	2	8	25.0%
Elljay Acoustics	0	0	N/A	1	4	25.0%

Southwest Airlines Terminal 1.5

Data Received Through May 31, 2020 - Data Source: Contractor's LCP Tracker Report

Prime Contractor: Hensel Phelps

Subcontractor Name	Reported Community Sponsorships	 HIRE LAX Graduates	Total Impact Workers	Total Local Workers	Total Workers	Local Hire % (Headcount)
Commercial Scaffolding of CA	0	0	N/A	8	33	24.2%
Courtney Inc	0	0	N/A	6	25	24.0%
Building Electronic Controls	0	0	N/A	2	9	22.2%
Nevell Group, Inc.	0	0	N/A	11	50	22.0%
NorCal Pipeline Services, Inc.	0	0	N/A	5	24	20.8%
Corradini Corp	0	0	N/A	6	30	20.0%
Versatile Systems Inc.	0	0	N/A	1	5	20.0%
Coast Building Products	0	0	N/A	3	18	16.7%
Centerline Concrete Cutting	0	0	N/A	1	7	14.3%
Schindler Elevator Corporation	0	0	N/A	1	8	12.5%
Underground Construction Co Inc	0	0	N/A	2	19	10.5%
Mr. Crane, Inc.	0	0	N/A	2	45	4.4%
Connor Concrete Cutting and Coring	0	0	N/A	0	8	0.0%
Mike Prlich and Sons	0	0	N/A	0	5	0.0%
Konstruktors, Inc.	0	0	N/A	0	4	0.0%
Savala Equipment Company, Inc. dba Savala Equipment Rentals	0	0	N/A	0	4	0.0%
RMA Group	0	0	N/A	0	3	0.0%
Concrete Coring Company (sub to Griffith)	0	0	N/A	0	2	0.0%
WMB & Associates, Inc.	0	0	N/A	0	2	0.0%
Won-Door Corporation	0	0	N/A	0	2	0.0%
Centerline Concrete Cutting (Cosco)	0	0	N/A	0	1	0.0%
Davidson Concrete Cutting, Inc.	0	0	N/A	0	1	0.0%
Standard Drywall Inc	0	0	N/A	0	1	0.0%
	4	3		701	2222	31.5%

Southwest Airlines Terminal 1.5

Data Received Through May 31, 2020 - Data Source: Contractor's LCP Tracker Report

Prime Contractor: Hensel Phelps

Subcontractor Name	Reported Community Sponsorships	 HIRE LAX Graduates	Total Impact Workers	Total Local Workers	Total Workers	Local Hire % (Headcount)
--------------------	---------------------------------	---	----------------------	---------------------	---------------	--------------------------

LAX PLA Article III, Section 6 Contractor Hiring Obligations - . . . to maximize the employment of qualified local persons residing within the area of the Project, with the goal that at least 30% of each contractor's employees hired under this Agreement shall be either residents of the cities immediately adjacent to LAX or of the City of Los Angeles ("local residents"). Contractors shall develop a hiring plan and maintain records of their compliance efforts.