


# LAMP Automated People Mover Project

Data Received Through: August 31, 2020 - Data Source: Contractor's LCP Tracker Report


Prime Contractor: LINXS

Subcontractor Name	Reported Community Sponsorships	 HIRE LAX Graduates	Total Impact Workers	Total Impact and Local Workers	Total Workers	Local Hire % (Headcount)
Gaul & Gaul dba Craftsman Concrete Cutting	0	0	0	1	1	100.0%
Hammer Down Transportation Inc	0	0	0	1	1	100.0%
Kehoe Engineering & Testing, Inc.	0	0	1	3	4	75.0%
Zolnay Insulation Inc	0	0	0	3	4	75.0%
24 Hour Sweeping, Inc.	0	0	1	5	7	71.4%
Pacific Drilling Company	0	0	2	9	13	69.2%
Fryman Management Inc	1	0	12	55	87	63.2%
ABC Liovin Drilling Inc	0	0	1	8	16	50.0%
Group Delta	0	0	0	2	4	50.0%
Badger Daylighting	0	0	0	1	2	50.0%
Hixson Backhoe Service Inc	0	0	0	1	2	50.0%
Industrial High Voltage	NEW	0	0	1	2	50.0%
Koppl Pipeline Services	0	0	0	1	2	50.0%
Hubcity Trucking	0	0	1	12	25	48.0%
Matrix Environmental	0	0	3	53	119	44.5%
Techno Coatings Inc	0	0	1	6	14	42.9%
Belastro Construction Management	0	0	2	3	7	42.9%
Rosendin Electric	1	1	14	40	102	39.2%
Comet Electric	1	0	1	38	98	38.8%
Pan-Pacific Mechanical	0	0	1	12	31	38.7%
LINXS Constructors	5	5	26	121	314	38.5%
Concrete Coring Company	0	0	2	7	19	36.8%
Penhall Company	0	0	1	4	11	36.4%
The Culver Group	0	0	4	4	11	36.4%
RJ & J Construction Inc	0	0	5	9	25	36.0%

# LAMP Automated People Mover Project

Data Received Through: August 31, 2020 - Data Source: Contractor's LCP Tracker Report


Prime Contractor: LINXS

Subcontractor Name	Reported Community Sponsorships	 HIRE LAX Graduates	Total Impact Workers	Total Impact and Local Workers	Total Workers	Local Hire % (Headcount)
Cosco Fire Protection	1	1	1	12	34	35.3%
The JV Land Clearing Company Inc	0	0	0	5	15	33.3%
Connor Concrete Cutting & Coring	0	0	1	1	3	33.3%
Crosstown Electric & Data Inc.	0	0	0	1	3	33.3%
Norcal Pipeline Services	1	1	3	21	66	31.8%
Frank S. Smith Masonry Inc.	0	0	3	14	46	30.4%
Building Electronic Controls	0	0	1	3	10	30.0%
Bill Carr Surveys, Inc.	0	0	1	4	14	28.6%
Legacy Foundations	0	0	10	21	77	27.3%
Miller Equipment Rental	0	0	2	6	22	27.3%
Halco Testing Services	0	0	1	1	4	25.0%
Rebar Engineering	0	0	0	1	4	25.0%
Standard Drywall Inc.	NEW	0	1	1	4	25.0%
Sequoia Consultants, Inc.	0	0	1	10	44	22.7%
Sterndahl Enterprises, Inc	0	0	2	10	45	22.2%
Century Sweeping	0	0	1	3	14	21.4%
Integrity Rebar Placers	0	0	0	11	61	18.0%
2R Drilling	0	0	0	2	12	16.7%
ADF Structural Steel	0	0	0	1	6	16.7%
Site Solution Services, Inc.	0	0	0	1	6	16.7%
Malcolm Drilling	0	0	1	3	19	15.8%
Dywidag Systems International	0	0	0	2	13	15.4%
Lucas Builders	0	0	1	2	14	14.3%
Red Hawk Services	0	0	1	2	14	14.3%
Maxim Crane LP	NEW	0	0	1	8	12.5%
Tahlequah Rebar Info	0	0	0	1	9	11.1%

# LAMP Automated People Mover Project

Data Received Through: August 31, 2020 - Data Source: Contractor's LCP Tracker Report

Prime Contractor: LINXS

Subcontractor Name	Reported Community Sponsorships	 HIRE LAX Graduates	Total Impact Workers	Total Impact and Local Workers	Total Workers	Local Hire % (Headcount)
Pre-Fab Builders Inc.	0	0	0	3	31	9.7%
G & F Concrete Cutting	0	0	1	2	22	9.1%
Chavan Trucking	0	0	0	1	12	8.3%
C Below Inc	1	1	1	1	16	6.3%
Shaw & Sons Inc.	0	0	0	1	32	3.1%
Bragg Crane Service	0	0	0	1	41	2.4%
Baryeh Construction	0	0	0	0	18	0.0%
Reliable Construction Services LLC	NEW	0	0	0	14	0.0%
H.D. Conctruction Equipment Inc. (HDCE)	0	0	0	0	12	0.0%
Commercial Scaffolding of CA Inc	0	0	0	0	8	0.0%
Bragg Heavy Transport	0	0	0	0	7	0.0%
Cascade Drilling LP	0	0	0	0	7	0.0%
Hipp Wrap Containment	NEW	0	0	0	6	0.0%
Torrent Resources (CA) Inc	0	0	0	0	6	0.0%
Barneys Hole Digging	0	0	0	0	4	0.0%
Del Secco Diamond Core & Saw Inc.	0	0	0	0	4	0.0%
NMN Construction	0	0	0	0	4	0.0%
The LKR Group, Inc.	0	0	0	0	4	0.0%
Vertical Access, Inc	NEW	0	0	0	4	0.0%
Allied Steel Co. Inc,	NEW	0	0	0	3	0.0%
David L. Addison dba Addison Equipment Rental	0	0	0	0	3	0.0%
Smithson Electric	0	0	0	0	3	0.0%
Traffic Loops Crackfilling Inc.	0	0	0	0	3	0.0%
Veterans Engineering Services Inc.	NEW	0	0	0	3	0.0%
A-Gas US Inc., dba Rapid Recovery	0	0	0	0	2	0.0%
Dean's Certifies Welding Inc.	NEW	0	0	0	2	0.0%

# LAMP Automated People Mover Project

Data Received Through: August 31, 2020 - Data Source: Contractor's LCP Tracker Report

Prime Contractor: LINXS

Subcontractor Name	Reported Community Sponsorships	 HIRE LAX Graduates	Total Impact Workers	Total Impact and Local Workers	Total Workers	Local Hire % (Headcount)
Fastrack Rentals	0	0	0	0	2	0.0%
Mr Crane	0	0	0	0	2	0.0%
ARS Construction Services, Inc. dba Concrete Cutters International	0	0	0	0	1	0.0%
Ground Penetrating Radar Systems LLC	0	0	0	0	1	0.0%
JT Excavating	0	0	0	0	1	0.0%
Matt Chlor Inc	0	0	0	0	1	0.0%
R.J. Lalonde Inc	0	0	0	0	1	0.0%
T & M Construction	0	0	0	0	1	0.0%
Terry Rhodes Backhoe Service Inc.	0	0	0	0	1	0.0%
	11	9	111	549	1770	31.0%

**LAX PLA Article III, Section 6 Contractor Hiring Obligations** - . . . to maximize the employment of qualified local persons residing within the area of the Project, with the goal that at least 30% of each contractor's employees hired under this Agreement shall be either residents of the cities immediately adjacent to LAX or of the City of Los Angeles ("local residents"). Contractors shall develop a hiring plan and maintain records of their compliance efforts.