


LAMP Automated People Mover Project

Data Received Through: September 30, 2020 - Data Source: Contractor's LCP Tracker Report


Prime Contractor: LINXS

Subcontractor Name	Reported Community Sponsorships	 HIRE LAX Graduates	Total Impact Workers	Total Impact and Local Workers	Total Workers	Local Hire % (Headcount)
Gaul & Gaul dba Craftsman Concrete Cutting	0	0	0	1	1	100.0%
Hammer Down Transportation Inc	0	0	0	1	1	100.0%
Kehoe Engineering & Testing, Inc.	0	0	1	3	4	75.0%
Zolnay Insulation Inc	0	0	0	3	4	75.0%
24 Hour Sweeping, Inc.	0	0	1	5	7	71.4%
Pacific Drilling Company	0	0	2	9	13	69.2%
Fryman Management Inc	1	0	14	62	95	65.3%
Hubcity Trucking	0	0	1	14	27	51.9%
Badger Daylighting	0	0	0	1	2	50.0%
Industrial High Voltage	0	0	0	1	2	50.0%
Koppl Pipeline Services	0	0	0	1	2	50.0%
Group Delta	0	0	0	2	4	50.0%
ABC Liovin Drilling Inc	0	0	1	8	16	50.0%
Matrix Environmental	0	0	3	54	121	44.6%
Techno Coatings Inc	0	0	2	8	18	44.4%
Belcastro Construction Management	0	0	2	3	7	42.9%
Comet Electric	1	0	1	38	98	38.8%
Rosendin Electric	1	1	14	40	105	38.1%
LINXS Constructors	6	6	27	125	335	37.3%
Cosco Fire Protection	1	1	1	13	35	37.1%
Penhall Company	0	0	1	4	11	36.4%
The Culver Group	0	0	4	4	11	36.4%
RJ & J Construction Inc	0	0	5	9	25	36.0%
Concrete Coring Company	0	0	2	7	20	35.0%
Pan-Pacific Mechanical	0	0	2	14	40	35.0%

LAMP Automated People Mover Project

Data Received Through: September 30, 2020 - Data Source: Contractor's LCP Tracker Report


Prime Contractor: LINXS

Subcontractor Name	Reported Community Sponsorships	 HIRE LAX Graduates	Total Impact Workers	Total Impact and Local Workers	Total Workers	Local Hire % (Headcount)
Crosstown Electric & Data Inc.	0	0	0	1	3	33.3%
Hixson Backhoe Service Inc	0	0	0	1	3	33.3%
The JV Land Clearing Company Inc	0	0	0	5	15	33.3%
Frank S. Smith Masonry Inc.	0	0	3	17	52	32.7%
Norcal Pipeline Services	1	1	3	21	68	30.9%
Miller Equipment Rental	0	0	2	7	23	30.4%
Building Electronic Controls	0	0	1	3	10	30.0%
Bill Carr Surveys, Inc.	0	0	1	4	14	28.6%
Legacy Foundations	0	0	10	21	78	26.9%
Connor Concrete Cutting & Coring	0	0	1	1	4	25.0%
Halco Testing Services	0	0	1	1	4	25.0%
Rebar Engineering	0	0	0	1	4	25.0%
Lucas Builders	0	0	1	4	17	23.5%
Sterndahl Enterprises, Inc	0	0	2	10	45	22.2%
Sequoia Consultants, Inc.	0	0	1	10	46	21.7%
Century Sweeping	0	0	1	3	14	21.4%
Tahlequah Rebar Info	0	0	0	4	19	21.1%
Veterans Engineering Services Inc.	0	0	0	2	10	20.0%
Dywidag Systems International	0	0	0	3	16	18.8%
Integrity Rebar Placers	0	0	1	12	67	17.9%
Site Solution Services, Inc.	0	0	0	1	6	16.7%
2R Drilling	0	0	0	2	12	16.7%
Malcolm Drilling	0	0	1	3	19	15.8%
Red Hawk Services	0	0	1	2	14	14.3%
Standard Drywall Inc.	0	0	1	1	8	12.5%
Pre-Fab Builders Inc.	0	0	0	4	36	11.1%

LAMP Automated People Mover Project

Data Received Through: September 30, 2020 - Data Source: Contractor's LCP Tracker Report


Prime Contractor: LINXS

Subcontractor Name	Reported Community Sponsorships	 HIRE LAX Graduates	Total Impact Workers	Total Impact and Local Workers	Total Workers	Local Hire % (Headcount)
G & F Concrete Cutting	0	0	1	2	22	9.1%
Chavan Trucking	0	0	0	1	12	8.3%
ADF Structural Steel	0	0	0	1	13	7.7%
C Below Inc	1	1	1	1	16	6.3%
Maxim Crane LP	0	0	0	1	27	3.7%
Shaw & Sons Inc.	0	0	0	1	32	3.1%
Bragg Crane Service	0	0	0	1	41	2.4%
ACE Concrete Cutting, Inc.	NEW	0	0	0	1	0.0%
ARS Construction Services, Inc. dba Concrete Cutters International	0	0	0	0	1	0.0%
Ground Penetrating Radar Systems LLC	0	0	0	0	1	0.0%
JT Excavating	0	0	0	0	1	0.0%
Matt Chlor Inc	0	0	0	0	1	0.0%
R.J. Lalonde Inc	0	0	0	0	1	0.0%
T & M Construction	0	0	0	0	1	0.0%
Terry Rhodes Backhoe Service Inc.	0	0	0	0	1	0.0%
A-Gas US Inc., dba Rapid Recovery	0	0	0	0	2	0.0%
Fastrack Rentals	0	0	0	0	2	0.0%
Mr Crane	0	0	0	0	2	0.0%
Allied Steel Co. Inc,	0	0	0	0	3	0.0%
David L. Addison dba Addison Equipment Rental	0	0	0	0	3	0.0%
Smithson Electric	0	0	0	0	3	0.0%
Traffic Loops Crackfilling Inc.	0	0	0	0	3	0.0%
Del Secco Diamond Core & Saw Inc.	0	0	0	0	4	0.0%
NMN Construction	0	0	0	0	4	0.0%
The LKR Group, Inc.	0	0	0	0	4	0.0%
Barneys Hole Digging	0	0	0	0	5	0.0%

LAMP Automated People Mover Project

Data Received Through: September 30, 2020 - Data Source: Contractor's LCP Tracker Report

Prime Contractor: LINXS

Subcontractor Name	Reported Community Sponsorships	 HIRE LAX Graduates	Total Impact Workers	Total Impact and Local Workers	Total Workers	Local Hire % (Headcount)
Dean's Certifies Welding Inc.	0	0	0	0	5	0.0%
Hipp Wrap Containment	0	0	0	0	6	0.0%
Torrent Resources (CA) Inc	0	0	0	0	6	0.0%
Bragg Heavy Transport	0	0	0	0	7	0.0%
Cascade Drilling LP	0	0	0	0	7	0.0%
Vertical Access, Inc	0	0	0	0	7	0.0%
Commercial Scaffolding of CA Inc	0	0	0	0	10	0.0%
H.D. Construction Equipment Inc. (HDCE)	0	0	0	0	12	0.0%
Reliable Construction Services LLC	0	0	0	0	16	0.0%
Baryeh Construction	0	0	0	0	19	0.0%
	12	10	117	582	1912	30.4%

LAX PLA Article III, Section 6 Contractor Hiring Obligations - . . . to maximize the employment of qualified local persons residing within the area of the Project, with the goal that at least 30% of each contractor's employees hired under this Agreement shall be either residents of the cities immediately adjacent to LAX or of the City of Los Angeles ("local residents"). Contractors shall develop a hiring plan and maintain records of their compliance efforts.