


Delta Sky Way Program II

Data Received Through: January 31, 2021 - Data Source: Contractor's LCP Tracker Report


Prime Contractor: Hensel Phelps

Subcontractor Name	Reported Community Sponsorships	 HIRE LAX Graduates	Total Impact Workers	Total Impact and Local Workers	Total Workers	Local Hire % (Headcount)
Bielski Specialties Services, Inc.	0	0	N/A	2	2	100.0%
XL Fire Protection	0	0	N/A	2	2	100.0%
El Prado Cleaning Service	0	0	N/A	34	46	73.9%
24 Hours Sweeping Inc	0	0	N/A	7	10	70.0%
Karcher Insulation Systems, Inc (Sub to Pan-Pacific Mechanical)	0	0	N/A	2	3	66.7%
Crown Fence	0	0	N/A	9	14	64.3%
Wagner Engineering & Survey Inc.	0	0	N/A	7	11	63.6%
Corradini Corp	0	0	N/A	3	5	60.0%
Monzon & Son Enterprises	0	0	N/A	35	60	58.3%
Building Electronic Controls	0	0	N/A	6	11	54.5%
Birdi & Associates, Inc.	0	0	N/A	5	10	50.0%
CSI Electrical Contractors, Inc.	0	0	N/A	2	4	50.0%
Bill Glore Inc	0	0	N/A	1	2	50.0%
Lawrence W Rosine Co.	0	0	N/A	1	2	50.0%
Pan-Pacific Mechanical, LLC	0	0	N/A	20	42	47.6%
Cosco Fire Protection, Inc.	0	0	N/A	16	34	47.1%
Direct AV	0	0	N/A	7	15	46.7%
Safe Scaffolding	0	0	N/A	7	15	46.7%
Premier Tile & Marble	0	0	N/A	3	7	42.9%
GGG Demolition, Inc.	0	0	N/A	25	60	41.7%
Limbach Company LP	0	0	N/A	5	12	41.7%
Morrow Meadows Corporation	0	0	N/A	99	246	40.2%
Gonsalves & Santucci Inc DBA Conco Pumping	0	0	N/A	6	15	40.0%
Woodbridge Glass Incorporated	0	0	N/A	4	10	40.0%
San Mar Construction Co Inc	0	0	N/A	36	91	39.6%
Infinity Drywall	0	0	N/A	19	49	38.8%
Nevell Group Inc	0	0	N/A	32	84	38.1%

Delta Sky Way Program II

Data Received Through: January 31, 2021 - Data Source: Contractor's LCP Tracker Report


Prime Contractor: Hensel Phelps

Subcontractor Name	Reported Community Sponsorships	 HIRE LAX Graduates	Total Impact Workers	Total Impact and Local Workers	Total Workers	Local Hire % (Headcount)
Granite Construction Company	0	0	N/A	38	100	38.0%
California Earth Transport Inc	0	0	N/A	62	164	37.8%
Condon Jonson & Associates, Inc	0	0	N/A	24	64	37.5%
Bill Carr Surveys, Inc.	0	0	N/A	3	8	37.5%
Washington Iron Works	1	1	N/A	15	41	36.6%
ISEC, Inc.	0	0	N/A	13	36	36.1%
Morrow Meadows Corporation (2)	0	0	N/A	23	64	35.9%
Matrix Environmental, Inc.	0	0	N/A	43	122	35.2%
Performance Contracting Inc.	0	0	N/A	37	106	34.9%
Environmental Construction Group	0	0	N/A	41	119	34.5%
SME Steel	0	0	N/A	24	71	33.8%
Hensel Phelps Construction Co	0	0	N/A	43	128	33.6%
Johnson & Turner Painting Co., Inc	0	0	N/A	7	21	33.3%
Bonas Company	0	0	N/A	1	3	33.3%
Quality Production Services	0	0	N/A	8	25	32.0%
Masonry Concepts, Inc	0	0	N/A	5	16	31.3%
Best Contracting Services Inc	0	0	N/A	15	51	29.4%
Commercial Scaffolding Of CA	0	0	N/A	5	17	29.4%
Site Solution Services, Inc.	0	0	N/A	2	7	28.6%
Rosendin Electric	0	0	N/A	15	53	28.3%
Concrete Coring Company	0	0	N/A	7	25	28.0%
Gerdau Reinforcing Steel / CMC Rebar West	0	0	N/A	27	99	27.3%
GecTwo Inc	0	0	N/A	17	64	26.6%
BrandSafway Services	0	0	N/A	8	31	25.8%
Anning Johnson Company	0	0	N/A	9	36	25.0%
McKeon Door West Inc	0	0	N/A	1	4	25.0%
Rouch Rebar, Inc.	0	0	N/A	1	4	25.0%
Zolnay Insulation Inc	0	0	N/A	1	4	25.0%

Delta Sky Way Program II

Data Received Through: January 31, 2021 - Data Source: Contractor's LCP Tracker Report


Prime Contractor: Hensel Phelps

Subcontractor Name	Reported Community Sponsorships	 HIRE LAX Graduates	Total Impact Workers	Total Impact and Local Workers	Total Workers	Local Hire % (Headcount)
Murray Company	0	0	N/A	53	220	24.1%
Shotcrete Structures, Inc	0	0	N/A	5	21	23.8%
Atlas (United Heider Inspection)	0	0	N/A	5	22	22.7%
NorCal Pipeline Services, Inc.	0	0	N/A	4	18	22.2%
Genesis Floor Covering, Incf.	0	0	N/A	3	14	21.4%
JLS Pumping	0	0	N/A	5	24	20.8%
ARB, Inc.	0	0	N/A	12	58	20.7%
Southwest Steel of California, Inc.	0	0	N/A	5	25	20.0%
Griffith Company	0	0	N/A	5	26	19.2%
Vertical Access, Inc	0	0	N/A	5	26	19.2%
Connor Concrete Cutting and Coring	0	0	N/A	3	16	18.8%
Drill Tech Drilling	0	0	N/A	8	43	18.6%
Centerline Concrete Cutting	0	0	N/A	1	6	16.7%
Comet Electric	0	0	N/A	1	6	16.7%
Badger Daylighting Corp	0	0	N/A	7	43	16.3%
Brymax Construction Services	0	0	N/A	6	38	15.8%
Mr. Crane Inc	0	0	N/A	8	52	15.4%
Shoring Engineers	0	0	N/A	2	15	13.3%
CR Insulation	0	0	N/A	1	8	12.5%
Xcel Mechanical System Inc.	0	0	N/A	1	10	10.0%
Guzman Grading & Paving Corp	0	0	N/A	0	16	0.0%
Lonestar West Services LLC	0	0	N/A	0	11	0.0%
C.A. Buchen Corp	0	0	N/A	0	6	0.0%
Climatec	0	0	N/A	0	4	0.0%
DSM Construction, Inc.	0	0	N/A	0	4	0.0%
RMA Group	0	0	N/A	0	4	0.0%
Premier Interior Dev., Inc.	0	0	N/A	0	3	0.0%
R.J. Lalonde Inc	0	0	N/A	0	3	0.0%

Delta Sky Way Program II

Data Received Through: January 31, 2021 - Data Source: Contractor's LCP Tracker Report

Prime Contractor: Hensel Phelps

Subcontractor Name		Reported Community Sponsorships	 HIRE LAX Graduates	Total Impact Workers	Total Impact and Local Workers	Total Workers	Local Hire % (Headcount)
West Coast Firestopping, Inc	NEW	0	0	N/A	0	3	0.0%
Air Balance Co, Inc.		0	0	N/A	0	2	0.0%
Cali USA Acoustics Inc.		0	0	N/A	0	2	0.0%
Exsell Sales Associates		0	0	N/A	0	2	0.0%
Foster Flooring		0	0	N/A	0	2	0.0%
Hill Crane Service, Inc		0	0	N/A	0	2	0.0%
Inspection Resources Co		0	0	N/A	0	2	0.0%
Karcher Interior Systems, Inc		0	0	N/A	0	2	0.0%
Matt-Chlor, Inc		0	0	N/A	0	2	0.0%
Mike Prlich and Sons, Inc		0	0	N/A	0	2	0.0%
Penhall Compancy (Sub to Concrete Coring)		0	0	N/A	0	2	0.0%
Burros Backhoe Service		0	0	N/A	0	1	0.0%
Centerline Concrete Cutting (Cosco)		0	0	N/A	0	1	0.0%
Ground Penetrating Radar System, LLC		0	0	N/A	0	1	0.0%
Merli Concrete Pumping		0	0	N/A	0	1	0.0%
So-Cal Insulation		0	0	N/A	0	1	0.0%
		1	1		1030	3115	33.1%

LAX PLA Article III, Section 6 Contractor Hiring Obligations - . . . to maximize the employment of qualified local persons residing within the area of the Project, with the goal that at least 30% of each contractor's employees hired under this Agreement shall be either residents of the cities immediately adjacent to LAX or of the City of Los Angeles ("local residents"). Contractors shall develop a hiring plan and maintain records of their compliance efforts.