


LAMP Automated People Mover Project

Data Received Through: August 31, 2021 - Data Source: Contractor's LCP Tracker Report


Prime Contractor: LINXS

Subcontractor Name	Reported Community Sponsorships	 HIRE LAX Graduates	Total Impact Workers	Total Impact and Local Workers	Total Workers	Local Hire % (Headcount)
Gaul & Gaul dba Craftsman Concrete Cutting	0	0	0	1	1	100.0%
Hammer Down Transportation Inc	0	0	0	1	1	100.0%
Commerce Coating Services	0	0	0	4	4	100.0%
Kehoe Engineering & Testing, Inc.	0	0	1	3	4	75.0%
24 Hour Sweeping, Inc.	0	0	1	6	8	75.0%
W Contracting Corporation	0	0	7	24	33	72.7%
Pacific Drilling Company	0	0	2	9	13	69.2%
Fryman Management Inc	1	0	16	80	124	64.5%
Anytime Dumping Inc.	0	0	8	19	31	61.3%
Zolnay Insulation Inc	0	0	0	3	5	60.0%
Badger Daylighting	0	0	0	1	2	50.0%
Koppl Pipeline Services	0	0	0	1	2	50.0%
Group Delta	0	0	0	2	4	50.0%
ABC Liovin Drilling Inc	0	0	1	8	16	50.0%
Legacy Reinforcing Steel	0	0	2	9	21	42.9%
Matrix Environmental	0	0	3	61	144	42.4%
LINXS Constructors	6	6	80	317	791	40.1%
Corpro Companies	0	0	0	2	5	40.0%
Hixson Backhoe Service Inc	0	0	0	2	5	40.0%
Comet Electric	1	0	2	41	105	39.0%
Techno Coatings Inc	0	0	3	14	37	37.8%
Nevell Group Inc	0	0	0	3	8	37.5%
Crown Fence Company	0	0	0	6	16	37.5%
Cosco Fire Protection	1	1	1	18	49	36.7%
Penhall Company	0	0	1	4	11	36.4%

LAMP Automated People Mover Project

Data Received Through: August 31, 2021 - Data Source: Contractor's LCP Tracker Report


Prime Contractor: LINXS

Subcontractor Name	Reported Community Sponsorships	 HIRE LAX Graduates	Total Impact Workers	Total Impact and Local Workers	Total Workers	Local Hire % (Headcount)
Pan-Pacific Mechanical	0	0	4	38	109	34.9%
Concrete Coring Company	0	0	2	8	23	34.8%
Miller Equipment Rental	0	0	4	9	26	34.6%
Diversified Production Services, Inc.	0	0	3	18	53	34.0%
Rosendin Electric	1	1	17	52	154	33.8%
JT Winsatt Contracting Company	0	0	6	57	169	33.7%
GECTWO Inc.	0	0	0	1	3	33.3%
Woods Commercial Door Inc	0	0	0	1	3	33.3%
The JV Land Clearing Company Inc	0	0	0	5	15	33.3%
BrandSafway Services LLC	0	0	2	9	27	33.3%
RJ & J Construction Inc	0	0	5	13	39	33.3%
Bagatelos Architectural Glass Systems	0	0	0	4	13	30.8%
Lucas Builders	0	0	3	11	36	30.6%
Allied Steel Co. Inc,	0	0	2	7	23	30.4%
Frank S. Smith Masonry Inc.	0	0	3	17	56	30.4%
ADF International, Inc. which will do business in California as ADF Steel, Inc.	0	0	0	16	53	30.2%
Belcastro Construction Management	0	0	2	3	10	30.0%
The Culver Group	0	0	5	6	20	30.0%
Legacy Foundations	0	0	9	25	84	29.8%
Griffith Company	0	0	1	13	44	29.5%
Pacific Steel Group	0	0	2	18	62	29.0%
Crosstown Electric & Data Inc.	0	0	0	2	7	28.6%
Bill Carr Surveys, Inc.	0	0	1	4	14	28.6%
Norcal Pipeline Services	1	1	3	22	78	28.2%
Century Sweeping	0	0	1	4	15	26.7%
ISEC Inc	0	0	1	4	15	26.7%

LAMP Automated People Mover Project

Data Received Through: August 31, 2021 - Data Source: Contractor's LCP Tracker Report


Prime Contractor: LINXS

Subcontractor Name	Reported Community Sponsorships	 HIRE LAX Graduates	Total Impact Workers	Total Impact and Local Workers	Total Workers	Local Hire % (Headcount)
Halco Testing Services	0	0	1	1	4	25.0%
Industrial High Voltage	0	0	0	1	4	25.0%
Rebar Engineering	0	0	0	1	4	25.0%
Maxwell's Backhoe Inc DBA MBI Excavation (Sub to Pan-Pacific Mechanical)	0	0	0	2	8	25.0%
Veterans Engineering Services Inc.	0	0	0	3	12	25.0%
CMC Rebar West	0	0	10	60	246	24.4%
Merli Concrete Pumping	0	0	0	4	17	23.5%
Imperial Specialty Contracting Inc.	0	0	0	3	13	23.1%
Granstrom Masonry Inc.	0	0	0	3	14	21.4%
Sequoia Consultants, Inc.	0	0	2	15	70	21.4%
Connor Concrete Cutting & Coring	0	0	1	1	5	20.0%
Smithson Electric	0	0	0	1	5	20.0%
Sterndahl Enterprises, Inc	0	0	2	10	50	20.0%
Building Electronic Controls	0	0	1	2	11	18.2%
Pre-Fab Builders Inc.	0	0	3	9	51	17.6%
Site Solution Services, Inc.	0	0	0	1	6	16.7%
2R Drilling	0	0	0	2	12	16.7%
Alert Insulation Company Inc.	0	0	0	2	12	16.7%
Troyer Contracting Company	0	0	0	3	18	16.7%
Standard Drywall Inc.	0	0	1	5	30	16.7%
Tahlequah Rebar Info	0	0	2	7	42	16.7%
Integrity Rebar Placers	0	0	1	14	88	15.9%
Malcolm Drilling	0	0	1	3	19	15.8%
Dywidag Systems International	0	0	0	9	61	14.8%
Red Hawk Services	0	0	1	2	15	13.3%
JLS Concrete Pumping (dba of Brundage Bone Concrete)	0	0	0	2	19	10.5%

LAMP Automated People Mover Project

Data Received Through: August 31, 2021 - Data Source: Contractor's LCP Tracker Report


Prime Contractor: LINXS

Subcontractor Name	Reported Community Sponsorships	 HIRE LAX Graduates	Total Impact Workers	Total Impact and Local Workers	Total Workers	Local Hire % (Headcount)
Schindler Elevator Corporation	0	0	0	1	11	9.1%
G & F Concrete Cutting	0	0	1	2	22	9.1%
ADF Structural Steel	0	0	0	1	13	7.7%
CMF Inc.	0	0	0	1	14	7.1%
C Below Inc	1	1	1	1	16	6.3%
Chavan Trucking	0	0	0	1	19	5.3%
Shaw & Sons Inc.	0	0	0	2	43	4.7%
Vertical Access, Inc	0	0	0	1	32	3.1%
Maxim Crane LP	0	0	0	1	37	2.7%
Mr Crane	0	0	0	2	78	2.6%
Bragg Crane Service	0	0	0	1	44	2.3%
ARS Construction Services, Inc. dba Concrete Cutters International	0	0	0	0	1	0.0%
Crane Rental Service Inc	0	0	0	0	1	0.0%
Ground Penetrating Radar Systems LLC	0	0	0	0	1	0.0%
JT Excavating	0	0	0	0	1	0.0%
L.A. Rebar Welding	0	0	0	0	1	0.0%
Matt Chlor Inc	0	0	0	0	1	0.0%
R.J. Lalonde Inc	0	0	0	0	1	0.0%
Terry Rhodes Backhoe Service Inc.	0	0	0	0	1	0.0%
A-Gas US Inc., dba Rapid Recovery	0	0	0	0	2	0.0%
CMZ Excavation, Inc.	0	0	0	0	2	0.0%
Cramer Painting Inc	0	0	0	0	2	0.0%
Fastrack Rentals	0	0	0	0	2	0.0%
Pugliese Interior Systems Inc	0	0	0	0	2	0.0%
ACE Concrete Cutting, Inc.	0	0	0	0	3	0.0%
Traffic Loops Crackfilling Inc.	0	0	0	0	3	0.0%

LAMP Automated People Mover Project

Data Received Through: August 31, 2021 - Data Source: Contractor's LCP Tracker Report

Prime Contractor: LINXS

Subcontractor Name	Reported Community Sponsorships	 HIRE LAX Graduates	Total Impact Workers	Total Impact and Local Workers	Total Workers	Local Hire % (Headcount)
Antoine Electric Inc	0	0	0	0	4	0.0%
Del Secco Diamond Core & Saw Inc.	0	0	0	0	4	0.0%
NMN Construction	0	0	0	0	4	0.0%
Sunstate Installations	0	0	0	0	4	0.0%
The LKR Group, Inc.	0	0	0	0	4	0.0%
Barneys Hole Digging	0	0	0	0	5	0.0%
David L. Addison dba Addison Equipment Rental	0	0	0	0	5	0.0%
Cascade Drilling LP	0	0	0	0	7	0.0%
Hipp Wrap Containment	0	0	0	0	7	0.0%
Hydraulic Cranes LLC	NEW	0	0	0	7	0.0%
Dean's Certifies Welding Inc.	0	0	0	0	8	0.0%
Commercial Scaffolding of CA Inc	0	0	0	0	10	0.0%
Torrent Resources (CA) Inc	0	0	0	0	10	0.0%
Bragg Heavy Transport	0	0	0	0	12	0.0%
H.D. Conctruction Equipment Inc. (HDCE)	0	0	0	0	15	0.0%
Anning-Johnson Company	0	0	0	0	18	0.0%
Baryeh Construction	0	0	0	0	21	0.0%
Reliable Construction Services LLC	0	0	0	0	26	0.0%
	12	10	232	1186	3951	30.0%

LAX PLA Article III, Section 6 Contractor Hiring Obligations - . . . to maximize the employment of qualified local persons residing within the area of the Project, with the goal that at least 30% of each contractor's employees hired under this Agreement shall be either residents of the cities immediately adjacent to LAX or of the City of Los Angeles ("local residents"). Contractors shall develop a hiring plan and maintain records of their compliance efforts.