


LAMP Automated People Mover Project

Data Received Through: October 31, 2021 - Data Source: Contractor's LCP Tracker Report


Prime Contractor: LINXS

Subcontractor Name	Reported Community Sponsorships	 HIRE LAX Graduates	Total Impact Workers	Total Impact and Local Workers	Total Workers	Local Hire % (Headcount)
Gaul & Gaul dba Craftsman Concrete Cutting	0	0	0	1	1	100.0%
Hammer Down Transportation Inc	0	0	0	1	1	100.0%
Commerce Coating Services	0	0	0	4	4	100.0%
Kehoe Engineering & Testing, Inc.	0	0	1	3	4	75.0%
24 Hour Sweeping, Inc.	0	0	1	6	8	75.0%
W Contracting Corporation	0	0	7	24	33	72.7%
Pacific Drilling Company	0	0	2	9	13	69.2%
Fryman Management Inc	1	0	18	88	137	64.2%
Anytime Dumping Inc.	0	0	8	19	31	61.3%
Zolnay Insulation Inc	0	0	0	3	5	60.0%
Badger Daylighting	0	0	0	1	2	50.0%
Group Delta	0	0	0	2	4	50.0%
Koppl Pipeline Services	0	0	0	2	4	50.0%
Drill Tech Drilling & Shoring	NEW	0	0	6	12	50.0%
ABC Liovin Drilling Inc	0	0	1	8	16	50.0%
Matrix Environmental	0	0	3	61	147	41.5%
LINXS Constructors	6	6	84	336	822	40.9%
Corpro Companies	0	0	0	2	5	40.0%
Hixson Backhoe Service Inc	0	0	0	2	5	40.0%
Belcastro Construction Management	0	0	2	4	10	40.0%
Comet Electric	1	0	2	41	105	39.0%
Techno Coatings Inc	0	0	3	14	37	37.8%
Champion Crane Rental Inc.	NEW	0	0	3	8	37.5%
Nevell Group Inc	0	0	0	3	8	37.5%
Crown Fence Company	0	0	0	7	19	36.8%

LAMP Automated People Mover Project

Data Received Through: October 31, 2021 - Data Source: Contractor's LCP Tracker Report


Prime Contractor: LINXS

Subcontractor Name	Reported Community Sponsorships	 HIRE LAX Graduates	Total Impact Workers	Total Impact and Local Workers	Total Workers	Local Hire % (Headcount)
Penhall Company	0	0	1	4	11	36.4%
Southwest Steel of California	0	0	2	5	14	35.7%
Cosco Fire Protection	1	1	1	18	51	35.3%
Miller Equipment Rental	0	0	4	9	26	34.6%
Diversified Production Services, Inc.	0	0	3	18	53	34.0%
Pan-Pacific Mechanical	0	0	5	39	116	33.6%
Rosendin Electric	1	1	17	56	167	33.5%
GECTWO Inc.	0	0	0	1	3	33.3%
Premier Tile & Marble	NEW	0	1	1	3	33.3%
Woods Commercial Door Inc	0	0	0	1	3	33.3%
The JV Land Clearing Company Inc	0	0	0	5	15	33.3%
The Culver Group	0	0	6	7	21	33.3%
Concrete Coring Company	0	0	2	8	24	33.3%
RJ & J Construction Inc	0	0	5	13	39	33.3%
JT Winsatt Contracting Company	0	0	8	58	184	31.5%
ADF International, Inc. which will do business in California as ADF Steel, Inc.	0	0	1	23	73	31.5%
Bagatelos Architectural Glass Systems	0	0	0	4	13	30.8%
Lucas Builders	0	0	3	11	36	30.6%
Legacy Foundations	0	0	9	25	84	29.8%
Griffith Company	0	0	1	13	44	29.5%
Frank S. Smith Masonry Inc.	0	0	3	17	58	29.3%
Allied Steel Co. Inc,	0	0	2	7	24	29.2%
Legacy Reinforcing Steel	0	0	2	9	31	29.0%
Crosstown Electric & Data Inc.	0	0	0	2	7	28.6%
Bill Carr Surveys, Inc.	0	0	1	4	14	28.6%
Norcal Pipeline Services	1	1	3	22	78	28.2%

LAMP Automated People Mover Project

Data Received Through: October 31, 2021 - Data Source: Contractor's LCP Tracker Report


Prime Contractor: LINXS

Subcontractor Name		Reported Community Sponsorships	 HIRE LAX Graduates	Total Impact Workers	Total Impact and Local Workers	Total Workers	Local Hire % (Headcount)
Pacific Steel Group		0	0	2	22	78	28.2%
CMC Rebar West		0	0	13	77	277	27.8%
Century Sweeping		0	0	1	4	15	26.7%
BrandSafway Services LLC		0	0	3	12	45	26.7%
Conco Pumping a dba of Gonsalves & Santucci	NEW	0	0	1	1	4	25.0%
Halco Testing Services		0	0	1	1	4	25.0%
Industrial High Voltage		0	0	0	1	4	25.0%
Rebar Engineering		0	0	0	1	4	25.0%
Rolling Plains Construction		0	0	1	1	4	25.0%
Veterans Engineering Services Inc.		0	0	0	3	12	25.0%
Merli Concrete Pumping		0	0	0	4	17	23.5%
Imperial Specialty Contracting Inc.		0	0	0	3	13	23.1%
Granstrom Masonry Inc.		0	0	0	4	18	22.2%
Building Electronic Controls		0	0	1	3	14	21.4%
Sequoia Consultants, Inc.		0	0	2	15	72	20.8%
Standard Drywall Inc.		0	0	2	8	39	20.5%
Connor Concrete Cutting & Coring		0	0	1	1	5	20.0%
Harwood Construction Inc		0	0	0	1	5	20.0%
Smithson Electric		0	0	0	1	5	20.0%
Maxwell's Backhoe Inc DBA MBI Excavation (Sub to Pan-Pacific Mechanical)		0	0	0	2	10	20.0%
ISEC Inc		0	0	1	4	20	20.0%
Sterndahl Enterprises, Inc		0	0	2	10	50	20.0%
Pre-Fab Builders Inc.		0	0	3	9	51	17.6%
Site Solution Services, Inc.		0	0	0	1	6	16.7%
2R Drilling		0	0	0	2	12	16.7%
Alert Insulation Company Inc.		0	0	0	2	12	16.7%

LAMP Automated People Mover Project

Data Received Through: October 31, 2021 - Data Source: Contractor's LCP Tracker Report


Prime Contractor: LINXS

Subcontractor Name	Reported Community Sponsorships	 HIRE LAX Graduates	Total Impact Workers	Total Impact and Local Workers	Total Workers	Local Hire % (Headcount)
Troyer Contracting Company	0	0	0	3	18	16.7%
Tahlequah Rebar Info	0	0	2	7	42	16.7%
Integrity Rebar Placers	0	0	1	14	88	15.9%
Malcolm Drilling	0	0	1	3	19	15.8%
M. B. Herzog Electric	0	0	0	1	7	14.3%
Dywidag Systems International	0	0	0	9	63	14.3%
JLS Concrete Pumping (dba of Brundage Bone Concrete)	0	0	0	4	30	13.3%
Red Hawk Services	0	0	1	2	17	11.8%
G & F Concrete Cutting	0	0	1	2	22	9.1%
Schindler Elevator Corporation	0	0	0	1	12	8.3%
ADF Structural Steel	0	0	0	1	13	7.7%
Maxim Crane LP	0	0	0	5	69	7.2%
CMF Inc.	0	0	0	1	15	6.7%
C Below Inc	1	1	1	1	16	6.3%
Chavan Trucking	0	0	0	1	19	5.3%
Shaw & Sons Inc.	0	0	0	3	58	5.2%
Anning-Johnson Company	0	0	1	1	31	3.2%
Vertical Access, Inc	0	0	0	1	32	3.1%
Mr Crane	0	0	0	2	78	2.6%
Bragg Crane Service	0	0	0	1	44	2.3%
ARS Construction Services, Inc. dba Concrete Cutters International	0	0	0	0	1	0.0%
Global Transloading LLC	0	0	0	0	1	0.0%
Ground Penetrating Radar Systems LLC	0	0	0	0	1	0.0%
JT Excavating	0	0	0	0	1	0.0%
L.A. Rebar Welding	0	0	0	0	1	0.0%
Matt Chlor Inc	0	0	0	0	1	0.0%

LAMP Automated People Mover Project

Data Received Through: October 31, 2021 - Data Source: Contractor's LCP Tracker Report


Prime Contractor: LINXS

Subcontractor Name	Reported Community Sponsorships	 HIRE LAX Graduates	Total Impact Workers	Total Impact and Local Workers	Total Workers	Local Hire % (Headcount)
R.J. Lalonde Inc	0	0	0	0	1	0.0%
Terry Rhodes Backhoe Service Inc.	0	0	0	0	1	0.0%
A-Gas US Inc., dba Rapid Recovery	0	0	0	0	2	0.0%
CMZ Excavation, Inc.	0	0	0	0	2	0.0%
Cramer Painting Inc	0	0	0	0	2	0.0%
Fastrack Rentals	0	0	0	0	2	0.0%
Preferred Ceilings Inc.	0	0	0	0	2	0.0%
Pugliese Interior Systems Inc	0	0	0	0	2	0.0%
ACE Concrete Cutting, Inc.	0	0	0	0	3	0.0%
Traffic Loops Crackfilling Inc.	0	0	0	0	3	0.0%
Antoine Electric Inc	0	0	0	0	4	0.0%
Del Secco Diamond Core & Saw Inc.	0	0	0	0	4	0.0%
NMN Construction	0	0	0	0	4	0.0%
Sunstate Installations	0	0	0	0	4	0.0%
The LKR Group, Inc.	0	0	0	0	4	0.0%
Barneys Hole Digging	0	0	0	0	5	0.0%
Crane Rental Service Inc	0	0	0	0	5	0.0%
David L. Addison dba Addison Equipment Rental	0	0	0	0	5	0.0%
Cascade Drilling LP	0	0	0	0	7	0.0%
Hipp Wrap Containment	0	0	0	0	7	0.0%
Hydraulic Cranes LLC	0	0	0	0	7	0.0%
Dean's Certifies Welding Inc.	0	0	0	0	8	0.0%
Commercial Scaffolding of CA Inc	0	0	0	0	10	0.0%
Torrent Resources (CA) Inc	0	0	0	0	10	0.0%
Bragg Heavy Transport	0	0	0	0	12	0.0%
H.D. Construction Equipment Inc. (HDCE)	0	0	0	0	15	0.0%

LAMP Automated People Mover Project

Data Received Through: October 31, 2021 - Data Source: Contractor's LCP Tracker Report

Prime Contractor: LINXS

Subcontractor Name	Reported Community Sponsorships	 HIRE LAX Graduates	Total Impact Workers	Total Impact and Local Workers	Total Workers	Local Hire % (Headcount)
Baryeh Construction	0	0	0	0	21	0.0%
Reliable Construction Services LLC	0	0	0	0	26	0.0%
	12	10	254	1286	4306	29.9%

LAX PLA Article III, Section 6 Contractor Hiring Obligations - . . . to maximize the employment of qualified local persons residing within the area of the Project, with the goal that at least 30% of each contractor's employees hired under this Agreement shall be either residents of the cities immediately adjacent to LAX or of the City of Los Angeles ("local residents"). Contractors shall develop a hiring plan and maintain records of their compliance efforts.