


LAMP ConRAC

Data Received Through: June 30, 2022 - Data Source: Contractor's LCP Tracker Report


Prime Contractor: PCL

| Subcontractor Name | Reported Community Sponsorships |  HIRE LAX Graduates | Total Impact Workers | Total Impact and Local Workers | Total Workers | Local Hire % (Headcount) |
|--|---------------------------------|--|----------------------|--------------------------------|---------------|--------------------------|
| Hixson Backhoe Service, Inc. | 0 | 0 | 0 | 1 | 1 | 100.0% |
| IRBF Trucking, LLC | 0 | 0 | 1 | 1 | 1 | 100.0% |
| CHDS Inc dba Curtia Drilling Co. | 0 | 0 | 0 | 2 | 2 | 100.0% |
| El Prado Cleaning Service, Inc. | 0 | 0 | 1 | 22 | 31 | 71.0% |
| Fryman Management Inc | 0 | 0 | 7 | 38 | 54 | 70.4% |
| Direct A/V | 0 | 0 | 2 | 16 | 23 | 69.6% |
| Brightview Landscape Development, Inc. | 0 | 0 | 2 | 35 | 51 | 68.6% |
| Top Steel Erectors Inc | 0 | 0 | 0 | 2 | 3 | 66.7% |
| Quality Plumbing Service | 0 | 0 | 3 | 4 | 6 | 66.7% |
| Makai Solutions | 4 | 0 | 1 | 7 | 11 | 63.6% |
| Assa Abloy Entrance Systems US Inc | 0 | 0 | 1 | 5 | 8 | 62.5% |
| Jones Sign Co., Inc | 0 | 0 | 0 | 5 | 8 | 62.5% |
| Max Out Inc | 0 | 0 | 2 | 12 | 20 | 60.0% |
| Hasson Painting Contractors, Inc | 2 | 0 | 12 | 25 | 44 | 56.8% |
| PCL Construction Services Inc | 4 | 1 | 5 | 34 | 61 | 55.7% |
| Southland HVAC & Construction | 0 | 0 | 3 | 11 | 20 | 55.0% |
| Eberhard / Eberhard Energy Systems | 0 | 0 | 2 | 15 | 28 | 53.6% |
| J N A Builders Inc. | 0 | 0 | 5 | 21 | 41 | 51.2% |
| DSM Construction, Inc | 0 | 0 | 0 | 1 | 2 | 50.0% |
| Geo Design, Inc. | 0 | 0 | 1 | 1 | 2 | 50.0% |
| Kehoe Testing & Engineering | 0 | 0 | 0 | 1 | 2 | 50.0% |
| Savala Equipment Company | 0 | 0 | 0 | 1 | 2 | 50.0% |
| Barbold Services LLC | 0 | 0 | 0 | 2 | 4 | 50.0% |
| Valerie J Herder DBA Triumph Painting | 0 | 0 | 0 | 2 | 4 | 50.0% |
| Geotechnical Professionals Inc | 0 | 0 | 2 | 3 | 6 | 50.0% |
| Badger Daylighting Corp | 0 | 0 | 0 | 8 | 16 | 50.0% |
| Expansion Specialties, Inc. | 8 | 3 | 2 | 9 | 18 | 50.0% |

LAMP ConRAC

Data Received Through: June 30, 2022 - Data Source: Contractor's LCP Tracker Report


Prime Contractor: PCL

| Subcontractor Name | Reported Community Sponsorships |  HIRE LAX Graduates | Total Impact Workers | Total Impact and Local Workers | Total Workers | Local Hire % (Headcount) |
|---|---------------------------------|--|----------------------|--------------------------------|---------------|--------------------------|
| Cosco Fire Protection | 4 | 0 | 3 | 17 | 35 | 48.6% |
| GECTWO Inc | 0 | 0 | 1 | 5 | 11 | 45.5% |
| J.E Snyder Electric, Inc | 0 | 0 | 4 | 5 | 11 | 45.5% |
| Aragon Construction | 1 | 0 | 13 | 20 | 44 | 45.5% |
| CSI Electrical Contractors, Inc. | 0 | 0 | 6 | 29 | 65 | 44.6% |
| First Fire Systems, Inc | 0 | 0 | 1 | 7 | 16 | 43.8% |
| Dinamic Mod Construction Inc | 0 | 0 | 0 | 3 | 7 | 42.9% |
| EER, Inc | 0 | 0 | 0 | 3 | 7 | 42.9% |
| Mayers & Associates Civil Engineering Inc. | 1 | 1 | 2 | 3 | 7 | 42.9% |
| Zerke's Electric | 0 | 0 | 1 | 3 | 7 | 42.9% |
| Crown Fence | 2 | 0 | 0 | 15 | 35 | 42.9% |
| Environmental Construction Group | 1 | 0 | 2 | 14 | 33 | 42.4% |
| Pan-Pacific Mechanical LLC | 4 | 0 | 0 | 19 | 45 | 42.2% |
| Mike Zarp | 1 | 0 | 2 | 12 | 29 | 41.4% |
| BEI Construction, Inc. | 0 | 0 | 8 | 24 | 58 | 41.4% |
| Andy Gump, Inc. | 0 | 0 | 0 | 2 | 5 | 40.0% |
| Duggan & Associates Inc. | 0 | 0 | 1 | 2 | 5 | 40.0% |
| Ferreira Construction Co. Inc dba Ferreira Coastal Construction Co. | 0 | 0 | 0 | 2 | 5 | 40.0% |
| Streamline Integration | 0 | 0 | 0 | 4 | 10 | 40.0% |
| Premier Tile & Marble | 1 | 0 | 2 | 15 | 38 | 39.5% |
| Sharma General Engineering Contractors, Inc. | 0 | 0 | 4 | 13 | 34 | 38.2% |
| Specialized Cleaning Contractors | 0 | 0 | 1 | 3 | 8 | 37.5% |
| West Coast Fire Stopping, Inc. | 0 | 0 | 1 | 3 | 8 | 37.5% |
| Southern California Grading | 3 | 0 | 8 | 32 | 86 | 37.2% |
| Karcher Interior Systems Inc | 3 | 1 | 0 | 7 | 19 | 36.8% |
| R.J. & J. Construction, Inc. | 0 | 0 | 4 | 11 | 30 | 36.7% |
| CMF, Inc. | 0 | 0 | 6 | 15 | 41 | 36.6% |
| CMZ Excavation Inc | 3 | 0 | 1 | 8 | 22 | 36.4% |

LAMP ConRAC

Data Received Through: June 30, 2022 - Data Source: Contractor's LCP Tracker Report


Prime Contractor: PCL

| Subcontractor Name | Reported Community Sponsorships |  HIRE LAX Graduates | Total Impact Workers | Total Impact and Local Workers | Total Workers | Local Hire % (Headcount) |
|--|---------------------------------|--|----------------------|--------------------------------|---------------|--------------------------|
| Southwest Steel of California, Inc | 0 | 0 | 3 | 16 | 44 | 36.4% |
| Best Contracting Services, Inc | 0 | 0 | 2 | 40 | 110 | 36.4% |
| Gaul & Gaul Inc dba Craftsman Concrete Cutting | 0 | 0 | 0 | 5 | 14 | 35.7% |
| CMC Rebar West | 6 | 0 | 4 | 21 | 60 | 35.0% |
| N/S Corporation | 0 | 0 | 3 | 8 | 23 | 34.8% |
| Morrow Meadows Corporation | 10 | 1 | 49 | 181 | 531 | 34.1% |
| BLC Surveying, Inc | 0 | 0 | 1 | 1 | 3 | 33.3% |
| Smoke Guard California Inc | 0 | 0 | 0 | 1 | 3 | 33.3% |
| Stumbaugh & Associates, Inc. | 0 | 0 | 0 | 1 | 3 | 33.3% |
| The Rosalie Ellen Co DBA Subsurface Imaging | 0 | 0 | 0 | 2 | 6 | 33.3% |
| McDonough Construction Rental, Inc. | 0 | 0 | 1 | 4 | 12 | 33.3% |
| Alameda Construction Services Inc | 1 | 1 | 6 | 19 | 57 | 33.3% |
| Masonry Concepts, Inc. | 4 | 0 | 4 | 45 | 136 | 33.1% |
| Frank S Smith Masonry Inc | 2 | 0 | 5 | 34 | 108 | 31.5% |
| Rosendin Electric, Inc | 0 | 0 | 3 | 13 | 42 | 31.0% |
| ISEC, Inc. | 0 | 0 | 4 | 17 | 55 | 30.9% |
| Lawrence W. Rosine Co. | 0 | 0 | 0 | 4 | 13 | 30.8% |
| The JV Land Clearing Co Inc | 0 | 0 | 0 | 4 | 13 | 30.8% |
| Diversified Production Services, Inc. | 0 | 0 | 3 | 36 | 117 | 30.8% |
| Morley Construction Company | 31 | 2 | 65 | 250 | 832 | 30.0% |
| PHL, Inc DBA VNSM | 0 | 0 | 2 | 6 | 20 | 30.0% |
| Blois Construction, Inc | 4 | 0 | 4 | 18 | 60 | 30.0% |
| Southland Industries | 7 | 1 | 8 | 33 | 111 | 29.7% |
| Largo Concrete, Inc. | 10 | 0 | 16 | 67 | 226 | 29.6% |
| N.M.N. Construction | 0 | 0 | 1 | 20 | 69 | 29.0% |
| Prieto Construction Company, Inc | 0 | 0 | 0 | 2 | 7 | 28.6% |
| Allied Steel Co, Inc. | 0 | 0 | 2 | 10 | 36 | 27.8% |
| Penhall Company | 0 | 0 | 1 | 10 | 36 | 27.8% |

LAMP ConRAC

Data Received Through: June 30, 2022 - Data Source: Contractor's LCP Tracker Report


Prime Contractor: PCL

| Subcontractor Name | Reported Community Sponsorships |  HIRE LAX Graduates | Total Impact Workers | Total Impact and Local Workers | Total Workers | Local Hire % (Headcount) |
|---|---------------------------------|--|----------------------|--------------------------------|---------------|--------------------------|
| Smith Emery Company | 1 | 0 | 2 | 11 | 40 | 27.5% |
| California Testing & Inspection, Ic. | 0 | 0 | 1 | 3 | 11 | 27.3% |
| Traxx Construction Inc | 0 | 0 | 0 | 9 | 34 | 26.5% |
| PG Cutting Services | 1 | 0 | 0 | 5 | 19 | 26.3% |
| W.A. Rasic Construction Inc. | 1 | 1 | 3 | 12 | 46 | 26.1% |
| Cowelco | 0 | 0 | 0 | 9 | 35 | 25.7% |
| Cascade Drilling | 0 | 0 | 0 | 1 | 4 | 25.0% |
| Ground Penetrating Radar Systems, LLC | 0 | 0 | 0 | 1 | 4 | 25.0% |
| Luken Certified Welding | 0 | 0 | 0 | 1 | 4 | 25.0% |
| Sign Industries, Inc | 0 | 0 | 0 | 1 | 4 | 25.0% |
| Polaris Electric Co, Inc. | 0 | 0 | 1 | 2 | 8 | 25.0% |
| Bryton Engineering and Grading, Inc. dba Premiere Engineering Grading Contractors | 0 | 0 | 0 | 4 | 16 | 25.0% |
| Charles Pankow Builders, Ltd | 0 | 0 | 3 | 7 | 28 | 25.0% |
| Legacy Reinforcing Steel LLC | 17 | 3 | 11 | 55 | 234 | 23.5% |
| Murray Company | 0 | 0 | 0 | 3 | 13 | 23.1% |
| WGJ Enterprises dba PCI | 0 | 0 | 0 | 3 | 13 | 23.1% |
| Travertine, Inc | 0 | 0 | 0 | 2 | 9 | 22.2% |
| Corradini Corp. | 0 | 0 | 1 | 6 | 27 | 22.2% |
| Orange County Plastering Company, Inc. | 1 | 0 | 1 | 7 | 32 | 21.9% |
| Western Paving Contractors | 0 | 0 | 1 | 7 | 32 | 21.9% |
| Fence Corp, Inc. | 0 | 0 | 1 | 3 | 14 | 21.4% |
| JLS Concrete Pumping | 0 | 0 | 0 | 4 | 19 | 21.1% |
| SDV Services, Inc | 0 | 0 | 3 | 5 | 24 | 20.8% |
| Citadel Environmental Services | 0 | 0 | 0 | 1 | 5 | 20.0% |
| Rebar Engineering Inc | 0 | 0 | 1 | 1 | 5 | 20.0% |
| Griffith Company | 0 | 0 | 1 | 2 | 10 | 20.0% |
| Cell-Crete Corporation | 0 | 0 | 1 | 3 | 16 | 18.8% |
| Stefan Merli Plastering Co. Inc dba Merli Concrete Pumping | 0 | 0 | 0 | 5 | 28 | 17.9% |

LAMP ConRAC

Data Received Through: June 30, 2022 - Data Source: Contractor's LCP Tracker Report


Prime Contractor: PCL

| Subcontractor Name | Reported Community Sponsorships |  HIRE LAX Graduates | Total Impact Workers | Total Impact and Local Workers | Total Workers | Local Hire % (Headcount) |
|--|---------------------------------|--|----------------------|--------------------------------|---------------|--------------------------|
| Commercial Scaffolding of CA, Inc. | 0 | 0 | 0 | 1 | 6 | 16.7% |
| Genesis One Group | 0 | 0 | 1 | 6 | 37 | 16.2% |
| Bomel Construction Company, Inc | 3 | 0 | 2 | 10 | 64 | 15.6% |
| Schuff Steel | 1 | 0 | 3 | 7 | 45 | 15.6% |
| BrandSafway Services, LLC | NEW | 0 | 0 | 1 | 7 | 14.3% |
| Mr. Crane, Inc. | 0 | 0 | 0 | 1 | 7 | 14.3% |
| JLM Installations, Inc | 0 | 0 | 0 | 1 | 8 | 12.5% |
| Anning-Johnson Company | 0 | 0 | 1 | 3 | 26 | 11.5% |
| Air Balance Co, Inc | 0 | 0 | 0 | 1 | 9 | 11.1% |
| Performance Contracting Inc | 0 | 0 | 0 | 1 | 9 | 11.1% |
| Bali Constructon, Inc. | 0 | 0 | 1 | 2 | 18 | 11.1% |
| Crane Rental Services | 0 | 0 | 0 | 2 | 18 | 11.1% |
| Gonsalves & Santucci dba Conco Pumping | 0 | 0 | 1 | 1 | 10 | 10.0% |
| Nor-Cal Pipeline Service | 0 | 0 | 1 | 1 | 10 | 10.0% |
| SB Bray dba Power Plus! | 0 | 0 | 1 | 1 | 10 | 10.0% |
| Vertical Access, Inc. | 0 | 0 | 1 | 3 | 33 | 9.1% |
| Maxim Crane Works | 0 | 0 | 1 | 8 | 93 | 8.6% |
| Connor Concrete Cutting and Coring | 0 | 0 | 0 | 1 | 17 | 5.9% |
| Schindler Elevator Corporation | 0 | 0 | 0 | 2 | 38 | 5.3% |
| ELLJAY Acoustics, Inc. | 0 | 0 | 1 | 1 | 21 | 4.8% |
| Bragg Crane Service | 0 | 0 | 0 | 1 | 22 | 4.5% |
| Belcastro Commercial Builders | 0 | 0 | 0 | 0 | 1 | 0.0% |
| Catrac Construction Inc | 0 | 0 | 0 | 0 | 1 | 0.0% |
| CGRS, Inc | 0 | 0 | 0 | 0 | 1 | 0.0% |
| Fastrack Rentals Inc | 0 | 0 | 0 | 0 | 1 | 0.0% |
| Fragoza & Sons Trucking, Inc | 0 | 0 | 0 | 0 | 1 | 0.0% |
| Gammage & Sons Enterprises, Inc | 0 | 0 | 0 | 0 | 1 | 0.0% |
| Lozano & Sons Water Trucks | 0 | 0 | 0 | 0 | 1 | 0.0% |

LAMP ConRAC

Data Received Through: June 30, 2022 - Data Source: Contractor's LCP Tracker Report


Prime Contractor: PCL

| Subcontractor Name | Reported Community Sponsorships |  HIRE LAX Graduates | Total Impact Workers | Total Impact and Local Workers | Total Workers | Local Hire % (Headcount) |
|---|---------------------------------|--|----------------------|--------------------------------|---------------|--------------------------|
| Newman Backhoe Service Inc | 0 | 0 | 0 | 0 | 1 | 0.0% |
| Nold's Equipment | 0 | 0 | 0 | 0 | 1 | 0.0% |
| Pavement Recycling Systems | 0 | 0 | 0 | 0 | 1 | 0.0% |
| Restoration Inc. DBA Paul Davis Restoration | 0 | 0 | 0 | 0 | 1 | 0.0% |
| Sunbelt Rentals, Inc | 0 | 0 | 0 | 0 | 1 | 0.0% |
| Terry Rhodes Backhoe Service, Inc | 0 | 0 | 0 | 0 | 1 | 0.0% |
| Wilson & Hampton Painting Contractors | 0 | 0 | 0 | 0 | 1 | 0.0% |
| Automated Gate Services, Inc | 0 | 0 | 0 | 0 | 2 | 0.0% |
| Barney's Hole Digging Service, Inc | NEW | 0 | 0 | 0 | 2 | 0.0% |
| Dewolfe Crane Service, Inc | 0 | 0 | 0 | 0 | 2 | 0.0% |
| Bayside Interiors, Inc | 0 | 0 | 0 | 0 | 3 | 0.0% |
| Cal Empire Engineering Inc. | 0 | 0 | 0 | 0 | 3 | 0.0% |
| Case Land Surveying, Inc | 0 | 0 | 0 | 0 | 3 | 0.0% |
| Commercial Interiors Acoustics | 0 | 0 | 0 | 0 | 3 | 0.0% |
| Di Nonno Enterprises, Inc dba Cutting Edge Concrete Cutting | 0 | 0 | 0 | 0 | 3 | 0.0% |
| Garrett Construction | 0 | 0 | 0 | 0 | 3 | 0.0% |
| Lukkes Striping Inc | 0 | 0 | 0 | 0 | 3 | 0.0% |
| Paul M Wolff Co. | 0 | 0 | 0 | 0 | 3 | 0.0% |
| Quartz Systems, Inc. | 0 | 0 | 0 | 0 | 3 | 0.0% |
| R.J Lalonde, Inc. | 0 | 0 | 0 | 0 | 3 | 0.0% |
| Tom Grbavac & Sons, Inc. | 0 | 0 | 0 | 0 | 3 | 0.0% |
| 2R Drilling, Inc. | 0 | 0 | 0 | 0 | 4 | 0.0% |
| Buchanan Company, Inc | 0 | 0 | 0 | 0 | 4 | 0.0% |
| David L Addison Inc dba Addison Equipment Rental | 0 | 0 | 0 | 0 | 4 | 0.0% |
| Golden State Boring & Pipe Jacking, Inc | 0 | 0 | 0 | 0 | 4 | 0.0% |
| Maxim Security System Inc | 0 | 0 | 0 | 0 | 4 | 0.0% |
| Vance Corporation | 0 | 0 | 0 | 0 | 4 | 0.0% |
| VFC | 0 | 0 | 0 | 0 | 4 | 0.0% |

LAMP ConRAC

Data Received Through: June 30, 2022 - Data Source: Contractor's LCP Tracker Report

Prime Contractor: PCL

| Subcontractor Name | Reported Community Sponsorships |  HIRE LAX Graduates | Total Impact Workers | Total Impact and Local Workers | Total Workers | Local Hire % (Headcount) |
|--|---------------------------------|--|----------------------|--------------------------------|---------------|--------------------------|
| B&J Tree Service | 0 | 0 | 0 | 0 | 5 | 0.0% |
| Hill Crane Service, Inc | 0 | 0 | 0 | 0 | 5 | 0.0% |
| Torrent Resources | 0 | 0 | 0 | 0 | 6 | 0.0% |
| Coast Machinery Movers | 0 | 0 | 0 | 0 | 7 | 0.0% |
| GMAT Incd DBA Inland Overhead Door Company | 0 | 0 | 0 | 0 | 8 | 0.0% |
| Reliable Construction Service LLC | 0 | 0 | 0 | 0 | 8 | 0.0% |
| RMA Group | 0 | 0 | 0 | 0 | 8 | 0.0% |
| Applied Engineering Concepts | 0 | 0 | 0 | 0 | 10 | 0.0% |
| United Rigger & Erectors | 0 | 0 | 0 | 0 | 10 | 0.0% |
| Excelsior Elevator Corporation | 0 | 0 | 0 | 0 | 12 | 0.0% |
| Coast Surveying, Inc. | 0 | 0 | 0 | 0 | 13 | 0.0% |
| | 142 | 15 | 355 | 1676 | 5353 | 31.3% |

LAX PLA Article III, Section 6 Contractor Hiring Obligations - . . . to maximize the employment of qualified local persons residing within the area of the Project, with the goal that at least 30% of each contractor's employees hired under this Agreement shall be either residents of the cities immediately adjacent to LAX or of the City of Los Angeles ("local residents"). Contractors shall develop a hiring plan and maintain records of their compliance efforts.