


American Airlines T4-5

Data Received Through: April 30, 2023 - Data Source: Contractor's LCP Tracker Report


Prime Contractor: Hensel Phelps Construction Co.

Subcontractor Name		Reported Community Sponsorships	 HIRE LAX Graduates	Total Impact Workers	Total Impact and Local Workers	Total Workers	Local Hire % (Headcount)
LA Excavating		0	0	N/A	1	1	100.0%
Vomar Products, Inc		0	0	N/A	1	1	100.0%
Bielski Specialty Services		0	0	N/A	2	2	100.0%
24 Hour Sweeping		0	0	N/A	5	6	83.3%
T&M Construction		0	0	N/A	9	12	75.0%
Final Cleaning Solutions		0	0	N/A	26	37	70.3%
Lejend Corporation		0	0	N/A	2	3	66.7%
Mac5 Construction, LLC (Sub to Pan-Pacific Mechanical)		0	0	N/A	3	5	60.0%
PHL, Inc dba VNSM		0	0	N/A	3	5	60.0%
TEC Management Consultants, Inc.		0	0	N/A	20	35	57.1%
Rebar Engineering		0	0	N/A	9	16	56.3%
Power Plus		0	0	N/A	6	11	54.5%
Direct AV		0	0	N/A	7	13	53.8%
Direct AV		0	0	N/A	14	26	53.8%
Koppl Pipeline Services Inc		0	0	N/A	1	2	50.0%
G.D. Heil, Inc		0	0	N/A	2	4	50.0%
Southland HVAC & Construction	NEW	0	0	N/A	2	4	50.0%
S E Pipe Line Construction CO		0	0	N/A	4	8	50.0%
Comet Electric		0	0	N/A	5	10	50.0%
Mega Fixture Installers, Inc.		0	0	N/A	15	32	46.9%
Safe Scaffolding		0	0	N/A	7	15	46.7%
Cosco Fire Protection		0	0	N/A	20	43	46.5%
KDC Inc DBA Dyna Electric		0	0	N/A	10	22	45.5%
Top End Constructors DBA Top End Terrazo		0	0	N/A	10	22	45.5%

American Airlines T4-5

Data Received Through: April 30, 2023 - Data Source: Contractor's LCP Tracker Report


Prime Contractor: Hensel Phelps Construction Co.

Subcontractor Name	Reported Community Sponsorships	 HIRE LAX Graduates	Total Impact Workers	Total Impact and Local Workers	Total Workers	Local Hire % (Headcount)
CSI Electrical Contractors, Inc.	0	0	N/A	9	20	45.0%
MSL Electric, Inc	0	0	N/A	4	9	44.4%
The Rosalie Ellen Co DBA Subsurface Imaging	0	0	N/A	3	7	42.9%
Communication Technology Services	0	0	N/A	2	5	40.0%
Door Systems	0	0	N/A	2	5	40.0%
Pro Steel Erectors, Inc	0	0	N/A	2	5	40.0%
Birdi & Associates Inc	0	0	N/A	6	15	40.0%
Semper Fi Rebar Corp	0	0	N/A	14	35	40.0%
Morrow-Meadows Corporation	0	0	N/A	50	133	37.6%
Griffith Company	0	0	N/A	22	59	37.3%
Masonry Concepts, Inc.	0	0	N/A	4	11	36.4%
Building Electronic Controls, Inc.	0	0	N/A	6	17	35.3%
Environmental Construction Group (ECG)	0	0	N/A	44	125	35.2%
Cupertino Electric, Inc.	0	0	N/A	23	66	34.8%
Hensel Phelps Construction-AA	1	1	N/A	71	205	34.6%
Assa Abloy Entrance Systems US- AA	0	0	N/A	1	3	33.3%
NRW Trucking Inc	0	0	N/A	1	3	33.3%
PG Cutting Services	0	0	N/A	1	3	33.3%
Troyer Contracting Company, Inc.	0	0	N/A	1	3	33.3%
Paulhus Milwork Installation	0	0	N/A	2	6	33.3%
Quality Production Services	0	0	N/A	4	12	33.3%
3531 Trucking Inc	0	0	N/A	7	21	33.3%
West Coast Firestopping, Inc.	0	0	N/A	9	27	33.3%
Brymax Construction Services	0	0	N/A	11	33	33.3%
Pan Pacific Mechanical LLC	0	0	N/A	15	45	33.3%

American Airlines T4-5

Data Received Through: April 30, 2023 - Data Source: Contractor's LCP Tracker Report


Prime Contractor: Hensel Phelps Construction Co.

Subcontractor Name	Reported Community Sponsorships	 HIRE LAX Graduates	Total Impact Workers	Total Impact and Local Workers	Total Workers	Local Hire % (Headcount)
Matrix Environmental, Inc	0	0	N/A	24	72	33.3%
Preferred Ceilings	0	0	N/A	8	25	32.0%
ISEC, Inc.	0	0	N/A	35	111	31.5%
Infinity Drywall Contracting Inc	2	2	N/A	55	175	31.4%
Premier Tile & Marble	0	0	N/A	21	67	31.3%
Southern California Grading, Inc.	0	0	N/A	14	45	31.1%
Architectural Glass & Aluminum	0	0	N/A	9	29	31.0%
Standard Drywall, Inc	1	1	N/A	36	116	31.0%
Condon Jonson & Associates	0	0	N/A	31	100	31.0%
Concrete Coring Company	0	0	N/A	8	26	30.8%
SASCO	0	0	N/A	33	108	30.6%
Xcel Mechanical System, Inc.	0	0	N/A	23	76	30.3%
Performance Contracting, Inc.	0	0	N/A	64	215	29.8%
Johnson & Turner Painting Co, Inc.	0	0	N/A	10	34	29.4%
Murray Company	0	0	N/A	48	167	28.7%
Southwest Steel of California, Inc	0	0	N/A	27	94	28.7%
Siemens Industry, Inc.	0	0	N/A	2	7	28.6%
R.J. & J. Construction, Inc.	0	0	N/A	6	21	28.6%
Otis Elevator	0	0	N/A	17	60	28.3%
Washington Iron Works	0	0	N/A	15	53	28.3%
Psomas	0	0	N/A	5	18	27.8%
Bigge Crane and Rigging Company	0	0	N/A	3	11	27.3%
Camblin Steel Service, Inc	0	0	N/A	3	11	27.3%
DRS Rebar Inc	0	0	N/A	6	22	27.3%
Sterndahl Enterprises	0	0	N/A	11	41	26.8%

American Airlines T4-5

Data Received Through: April 30, 2023 - Data Source: Contractor's LCP Tracker Report


Prime Contractor: Hensel Phelps Construction Co.

Subcontractor Name	Reported Community Sponsorships	 HIRE LAX Graduates	Total Impact Workers	Total Impact and Local Workers	Total Workers	Local Hire % (Headcount)
DSM Construction Inc.	0	0	N/A	4	15	26.7%
Critchfield Mechanical Inc of Southern CA	0	0	N/A	24	92	26.1%
Best Contracting Services	0	0	N/A	7	27	25.9%
Signature Flooring, Inc.	0	0	N/A	8	31	25.8%
Angelus Waterproofing & Restoration, Inc	0	0	N/A	12	47	25.5%
Assa Abloy Entrance Systems US Inc	0	0	N/A	1	4	25.0%
Crane Rental Service	0	0	N/A	1	4	25.0%
Air Balance Co, Inc.	0	0	N/A	2	8	25.0%
Ground Penetrating Radar Systems LLC	0	0	N/A	3	12	25.0%
Force Demolition, INC	0	0	N/A	12	48	25.0%
Matrix Environmental	0	0	N/A	16	64	25.0%
Traffic Management Inc.	0	0	N/A	14	58	24.1%
Brundage Bone DBA JLS Pumping	0	0	N/A	6	25	24.0%
Corradini Corp	0	0	N/A	12	50	24.0%
Martinez Steel Corp	0	0	N/A	4	17	23.5%
So-Cal Insulation	0	0	N/A	2	9	22.2%
Anning Johnson Company	0	0	N/A	8	36	22.2%
Coast Building Products	0	0	N/A	5	23	21.7%
Derr and Isbell Construction LLC	0	0	N/A	13	60	21.7%
Karcher Firestopping, Inc	0	0	N/A	1	5	20.0%
Lawrence W. Rosine CO.	0	0	N/A	1	5	20.0%
Connor Concrete Cutting and Coring	0	0	N/A	7	35	20.0%
Ethos Energy Field Services LLC	3	3	N/A	10	51	19.6%
SME Steel	0	0	N/A	11	59	18.6%
Badger Daylighting Corp	0	0	N/A	9	49	18.4%

American Airlines T4-5

Data Received Through: April 30, 2023 - Data Source: Contractor's LCP Tracker Report


Prime Contractor: Hensel Phelps Construction Co.

Subcontractor Name	Reported Community Sponsorships	 HIRE LAX Graduates	Total Impact Workers	Total Impact and Local Workers	Total Workers	Local Hire % (Headcount)
BrandSafway Services	0	0	N/A	11	60	18.3%
Gonsalves & Santucci Inc DBA Conco Pumping	0	0	N/A	2	11	18.2%
PGC Construction Inc	0	0	N/A	2	11	18.2%
Zefiro Corporation	0	0	N/A	2	11	18.2%
Harwood Construction, Inc.	0	0	N/A	1	6	16.7%
Karcher Insulation, Inc	0	0	N/A	1	6	16.7%
Tres Amigos Trucking Inc	0	0	N/A	1	6	16.7%
Rouch Rebar, Inc.	0	0	N/A	2	14	14.3%
Commercial Scaffolding of CA	0	0	N/A	6	46	13.0%
Onyx Building Group	0	0	N/A	4	31	12.9%
Cal Com Insulation, Inc	0	0	N/A	1	8	12.5%
Commercial Scaffolding of CA Inc.	0	0	N/A	1	8	12.5%
Schindler Elevator Corporation	0	0	N/A	2	19	10.5%
Hill Crane Service, Inc.	0	0	N/A	2	23	8.7%
Vertical Access, Inc. (ECG)	0	0	N/A	1	19	5.3%
Mr. Crane, Inc	0	0	N/A	3	62	4.8%
Bess Testlab, Inc.	0	0	N/A	0	1	0.0%
Centerline Concrete Cutting	0	0	N/A	0	1	0.0%
Newman Backhoe Services, Inc	0	0	N/A	0	1	0.0%
Savala Equipment Company	0	0	N/A	0	1	0.0%
Site Solution Services, Inc.	0	0	N/A	0	1	0.0%
Verne's Plumbing Inc.	0	0	N/A	0	1	0.0%
Ambessaw Consulting, Inc dba The Quality Firm	0	0	N/A	0	2	0.0%
C Below	0	0	N/A	0	2	0.0%
Fastrack Rentals Inc.	0	0	N/A	0	2	0.0%

American Airlines T4-5

Data Received Through: April 30, 2023 - Data Source: Contractor's LCP Tracker Report

Prime Contractor: Hensel Phelps Construction Co.

Subcontractor Name	Reported Community Sponsorships	 HIRE LAX Graduates	Total Impact Workers	Total Impact and Local Workers	Total Workers	Local Hire % (Headcount)
Halco Service Corp dba Halco Testing Services	0	0	N/A	0	2	0.0%
Keenan Doors	0	0	N/A	0	2	0.0%
Moran Manhole Builders, Inc	0	0	N/A	0	2	0.0%
Nor Cal Pipeline Services, Inc.	0	0	N/A	0	2	0.0%
The Door Crew Inc	0	0	N/A	0	2	0.0%
Valley Waterproofing, Inc	0	0	N/A	0	2	0.0%
Bragg Crane Service	0	0	N/A	0	3	0.0%
Karcher Interior Systems, Inc	0	0	N/A	0	3	0.0%
P&E Insulation	0	0	N/A	0	3	0.0%
Pullman SST, Inc	0	0	N/A	0	3	0.0%
Applied Engineering Concepts	0	0	N/A	0	4	0.0%
Nold's Equipment Inc	0	0	N/A	0	4	0.0%
Pavement Recycling Systems	0	0	N/A	0	4	0.0%
Mike Pflirch and Sons, Inc	0	0	N/A	0	5	0.0%
Pipe Tec, Inc.	0	0	N/A	0	5	0.0%
Skycon, Inc.	0	0	N/A	0	5	0.0%
GMAT Inc DBA Inland Overhead Door Company	0	0	N/A	0	6	0.0%
Miller Paneling Specialties	0	0	N/A	0	6	0.0%
Wolverine Coast Firestopping, Inc	0	0	N/A	0	6	0.0%
Matt Chlor Inc	0	0	N/A	0	7	0.0%
Architectural Design & Signs, Inc.	0	0	N/A	0	8	0.0%
JLM Installations Inc.	0	0	N/A	0	8	0.0%
	7	7	N/A	1247	4191	29.8%

American Airlines T4-5

Data Received Through: April 30, 2023 - Data Source: Contractor's LCP Tracker Report

Prime Contractor: Hensel Phelps Construction Co.

Subcontractor Name	Reported Community Sponsorships	 HIRE LAX Graduates	Total Impact Workers	Total Impact and Local Workers	Total Workers	Local Hire % (Headcount)
--------------------	---------------------------------	---	----------------------	--------------------------------	---------------	--------------------------

LAX PLA Article III, Section 6 Contractor Hiring Obligations - . . . to maximize the employment of qualified local persons residing within the area of the Project, with the goal that at least 30% of each contractor's employees hired under this Agreement shall be either residents of the cities immediately adjacent to LAX or of the City of Los Angeles ("local residents"). Contractors shall develop a hiring plan and maintain records of their compliance efforts.