


Roadways Utilities & Enabling (RUE)

Data Received Through: November 31, 2024 - Data Source: City's Summary of Hiring Monthly Report


Prime Contractor: Skanska

| Subcontractor Name | Reported Community Sponsorships |  HIRE LAX Graduates | Total Impact Workers | Total Impact and Local Workers | Total Workers | Local Hire % (Headcount) |
|--|---------------------------------------|--|-------------------------|--------------------------------------|---------------|-----------------------------|
| Lejend Corporation | 0 | 0 | 0 | 1 | 1 | 100.0% |
| 24 Hours Sweeping, Inc. | 0 | 0 | 0 | 2 | 2 | 100.0% |
| Los Morales Trucking Inc | 0 | 0 | 5 | 24 | 31 | 77.4% |
| ABC Liovin Drilling, Inc | 0 | 0 | 0 | 3 | 4 | 75.0% |
| S R Bray LLC DBA Power Plus | 0 | 0 | 1 | 3 | 4 | 75.0% |
| Anytime Dumping Inc. Anytime Trucking | 0 | 0 | 5 | 16 | 22 | 72.7% |
| Corray Painting Co. | 0 | 0 | 0 | 2 | 3 | 66.7% |
| Monzon & Sons | 0 | 0 | 1 | 2 | 3 | 66.7% |
| Nor - Cal Pipeline Services | 0 | 0 | 1 | 3 | 5 | 60.0% |
| California Signs Inc. | 0 | 0 | 0 | 4 | 7 | 57.1% |
| Fryman Management Inc | 1 | 1 | 17 | 82 | 151 | 54.3% |
| Global Transloading, LLC. | 0 | 0 | 15 | 35 | 66 | 53.0% |
| Miranda Logistics Enterprise Inc | 0 | 0 | 6 | 61 | 117 | 52.1% |
| Ground Penetrating Radar Systems LLC. | 0 | 0 | 0 | 1 | 2 | 50.0% |
| Royal Electric | 0 | 0 | 0 | 9 | 18 | 50.0% |
| GECTWO Inc | 0 | 0 | 1 | 4 | 9 | 44.4% |
| C M B Structures Inc | 0 | 0 | 0 | 2 | 5 | 40.0% |
| Dinamic Mod Construction Inc | 0 | 0 | 0 | 2 | 5 | 40.0% |
| G G G Demolition Inc | 0 | 0 | 0 | 2 | 5 | 40.0% |
| Service Connected II Inc DBA SC Building | 0 | 0 | 0 | 2 | 5 | 40.0% |
| Legacy Reinforcing Steel LLC | 0 | 0 | 0 | 3 | 8 | 37.5% |
| Bali Construction Inc | 0 | 0 | 11 | 30 | 81 | 37.0% |
| Skanska USA Civil West California District | 4 | 4 | 10 | 45 | 126 | 35.7% |

Roadways Utilities & Enabling (RUE)

Data Received Through: November 31, 2024 - Data Source: City's Summary of Hiring Monthly Report


Prime Contractor: Skanska

| Subcontractor Name | Reported Community Sponsorships |  HIRE LAX Graduates | Total Impact Workers | Total Impact and Local Workers | Total Workers | Local Hire % (Headcount) |
|---|---------------------------------|--|----------------------|--------------------------------|---------------|--------------------------|
| Steve Bubalo Construction Co | 0 | 0 | 3 | 13 | 38 | 34.2% |
| Matrix Environmental Inc | 0 | 0 | 2 | 11 | 36 | 30.6% |
| Belcastro Commercial Builders | 0 | 0 | 0 | 2 | 7 | 28.6% |
| Brundage - Bone Conccredte Pumping Inc | 0 | 0 | 0 | 2 | 7 | 28.6% |
| Koppl Pipeline Services | 0 | 0 | 0 | 2 | 7 | 28.6% |
| Marvella Steel Placers | 0 | 0 | 0 | 3 | 11 | 27.3% |
| The Culver Group Inc | 0 | 0 | 4 | 6 | 22 | 27.3% |
| Lucas Builders, Inc | 0 | 0 | 3 | 28 | 103 | 27.2% |
| Coral Construction Company | 0 | 0 | 2 | 4 | 15 | 26.7% |
| WA Rasic Construction Company Inc. | 0 | 0 | 0 | 4 | 15 | 26.7% |
| Sully-Miller Contracting Compnay | 2 | 2 | 2 | 34 | 134 | 25.4% |
| Goss Construction | 0 | 0 | 0 | 2 | 8 | 25.0% |
| Ted W Page Enterprises Inc DBA Concrete Cutting | 0 | 0 | 0 | 2 | 8 | 25.0% |
| Forefront Deep Foundation Inc. | 0 | 0 | 1 | 3 | 12 | 25.0% |
| Suttles Plumbing & Mechanical Corp | 0 | 0 | 0 | 4 | 16 | 25.0% |
| Badger Daylighting Corp | 0 | 0 | 0 | 8 | 32 | 25.0% |
| Alameda Construction Services Inc. | 0 | 0 | 4 | 23 | 92 | 25.0% |
| Pan Pacific Mechanical | 0 | 0 | 1 | 6 | 25 | 24.0% |
| Blois Construction | 0 | 0 | 0 | 14 | 61 | 23.0% |
| Select Electric Inc | 0 | 0 | 7 | 18 | 79 | 22.8% |
| Rascom Group | 0 | 0 | 0 | 2 | 9 | 22.2% |
| Zefiro Corporation | 0 | 0 | 0 | 4 | 18 | 22.2% |
| Marina Landscape Inc. | 0 | 0 | 0 | 15 | 72 | 20.8% |
| Anbessaw Consulting Inc. DBA The Quality Firm | 0 | 0 | 2 | 12 | 59 | 20.3% |

Roadways Utilities & Enabling (RUE)

Data Received Through: November 31, 2024 - Data Source: City's Summary of Hiring Monthly Report


Prime Contractor: Skanska

| Subcontractor Name | Reported Community Sponsorships |  HIRE LAX Graduates | Total Impact Workers | Total Impact and Local Workers | Total Workers | Local Hire % (Headcount) |
|---|---------------------------------|---|----------------------|--------------------------------|---------------|--------------------------|
| MAC 5Construction LLC | 0 | 0 | 0 | 1 | 5 | 20.0% |
| The J.V. Land Clearing Company, Inc. | 0 | 0 | 1 | 3 | 15 | 20.0% |
| Sterndahl Enterprises, Inc | 0 | 0 | 1 | 9 | 45 | 20.0% |
| Cooper Engineering Inc. | 0 | 0 | 0 | 3 | 16 | 18.8% |
| Lonestar West Servives LLC | 0 | 0 | 0 | 1 | 6 | 16.7% |
| R Dugan Construction Inc | 0 | 0 | 1 | 4 | 27 | 14.8% |
| P G Cutting Services | 0 | 0 | 0 | 2 | 15 | 13.3% |
| Cindy Trump, Inc Lindys Cold Planing | 0 | 0 | 0 | 3 | 27 | 11.1% |
| R V Concrete Inc | 0 | 0 | 0 | 5 | 46 | 10.9% |
| G & F Concrete Cutting, Inc. | 0 | 0 | 0 | 1 | 10 | 10.0% |
| Smithson Electric Inc. | 0 | 0 | 0 | 1 | 10 | 10.0% |
| Traffic Loops Crackfilling Inc | 0 | 0 | 0 | 1 | 10 | 10.0% |
| Coast Surveying Inc | 0 | 0 | 0 | 1 | 13 | 7.7% |
| Az Construction, Inc. DBA ACE Fence Company | 0 | 0 | 0 | 1 | 15 | 6.7% |
| Fastrack Rentals | 0 | 0 | 0 | 0 | 1 | 0.0% |
| Trahan Enterprises Inc | 0 | 0 | 0 | 0 | 1 | 0.0% |
| Accessible Consulting Engineers Inc | 0 | 0 | 0 | 0 | 2 | 0.0% |
| ConnorP81 Inc | 0 | 0 | 0 | 0 | 2 | 0.0% |
| L A C Motor Enterprises Inc. | 0 | 0 | 0 | 0 | 2 | 0.0% |
| Harpers Backhoe Service, Inc. | 0 | 0 | 0 | 0 | 3 | 0.0% |
| Specialty Paving Inc DBA A C Dike Co. | 0 | 0 | 0 | 0 | 3 | 0.0% |
| Superior Arc Welding Inc. | 0 | 0 | 0 | 0 | 3 | 0.0% |
| The Crane Guys | 0 | 0 | 0 | 0 | 3 | 0.0% |
| The Hild Corporation DBA Industrial High | 0 | 0 | 0 | 0 | 3 | 0.0% |

Roadways Utilities & Enabling (RUE)

Data Received Through: November 31, 2024 - Data Source: City's Summary of Hiring Monthly Report

Prime Contractor: Skanska

| Subcontractor Name | Reported Community Sponsorships |  HIRE LAX Graduates | Total Impact Workers | Total Impact and Local Workers | Total Workers | Local Hire % (Headcount) |
|--|---------------------------------|--|----------------------|--------------------------------|---------------|--------------------------|
| Bragg Investment Company Inc | 0 | 0 | 0 | 0 | 4 | 0.0% |
| G & G Door Products Inc | 0 | 0 | 0 | 0 | 4 | 0.0% |
| Kana Subsurface Engineering | 0 | 0 | 0 | 0 | 4 | 0.0% |
| Tom Grbava & Sons, Inc. | 0 | 0 | 0 | 0 | 4 | 0.0% |
| Barney's Hole Digging Service, Inc | 0 | 0 | 0 | 0 | 5 | 0.0% |
| Dean's Certified Welding, Inc | 0 | 0 | 0 | 0 | 5 | 0.0% |
| Envionmental Construction Group | 0 | 0 | 0 | 0 | 5 | 0.0% |
| R E Mason Engineering DBA R E Mason Paving | 0 | 0 | 0 | 0 | 5 | 0.0% |
| Brymax Construction Services Inc. | 0 | 0 | 0 | 0 | 6 | 0.0% |
| Ultra Welding, Inc | 0 | 0 | 0 | 0 | 6 | 0.0% |
| Nold's Equipment Inc. | 0 | 0 | 0 | 0 | 9 | 0.0% |
| T&D Services, Inc. DBA T&D Trenchless | 0 | 0 | 0 | 0 | 10 | 0.0% |
| Torrent Resources | 0 | 0 | 0 | 0 | 10 | 0.0% |
| Maxim Crane Works | 0 | 0 | 0 | 0 | 13 | 0.0% |
| | 7 | 7 | 107 | 596 | 1,939 | 30.7% |

LAX PLA Article III, Section 6 Contractor Hiring Obligations - . . . to maximize the employment of qualified local persons residing within the area of the Project, with the goal that at least 30% of each contractor's employees hired under this Agreement shall be either residents of the cities immediately adjacent to LAX or of the City of Los Angeles ("local residents"). Contractors shall develop a hiring plan and maintain records of their compliance efforts.